

HUD REPORTS

1. PR 01 – CDBG/CDBG-R - HUD GRANTS AND PROGRAM INCOME
2. PR 03 - CDBG - ACTIVITY SUMMARY FOR GRANTEE
3. PR 03 – CDBG-R ACTIVITY SUMMARY FOR GRANTEE
4. PR 06 – CDBG - SUMMARY OF CONSOLIDATED PLAN PROJECT FOR REPORT YEAR
5. PR 23 – CDBG - SUMMARY OF ACCOMPLISHMENTS
6. PR 51 – SELECTED CDBG ACCOMPLISHMENT REPORT
7. PR 51 – SELECTED CDBG-R ACCOMPLISHMENT REPORT
8. PR 26 - CDBG - CDBG FINANCIAL SUMMARY

IDIS

U.S. DEPARTMENT OF HOUSING AND URBAN DEVELOPMENT
OFFICE OF COMMUNITY PLANNING AND DEVELOPMENT

DATE: 4/28/2012

TIME: 1:43:33 PM

PAGE: 1/2

PR01 - HUD Grants and Program Income

Program	Fund Type	Grant Number	Authorized Amount	Suballocated Amount	Amount Committed to Activities	Net Drawn Amount	Available to Commit	Available to Draw
CDBG	EN	B89MC460002	\$482,000.00	\$0.00	\$482,000.00	\$482,000.00	\$0.00	\$0.00
		B90MC460002	\$466,000.00	\$0.00	\$466,000.00	\$466,000.00	\$0.00	\$0.00
		B91MC460002	\$520,000.00	\$0.00	\$520,000.00	\$520,000.00	\$0.00	\$0.00
		B92MC460002	\$545,000.00	\$0.00	\$545,000.00	\$545,000.00	\$0.00	\$0.00
		B93MC460002	\$657,000.00	\$0.00	\$657,000.00	\$657,000.00	\$0.00	\$0.00
		B94MC460002	\$715,000.00	\$0.00	\$715,000.00	\$715,000.00	\$0.00	\$0.00
		B95MC460002	\$715,000.00	\$0.00	\$715,000.00	\$715,000.00	\$0.00	\$0.00
		B96MC460002	\$694,000.00	\$0.00	\$694,000.00	\$694,000.00	\$0.00	\$0.00
		B97MC460002	\$682,000.00	\$0.00	\$682,000.00	\$682,000.00	\$0.00	\$0.00
		B98MC460002	\$657,000.00	\$0.00	\$657,000.00	\$657,000.00	\$0.00	\$0.00
		B99MC460002	\$661,000.00	\$0.00	\$661,000.00	\$661,000.00	\$0.00	\$0.00
CDBG	EN	B00MC460002	\$656,000.00	\$0.00	\$656,000.00	\$656,000.00	\$0.00	\$0.00
		B01MC460002	\$680,000.00	\$0.00	\$680,000.00	\$680,000.00	\$0.00	\$0.00
		B02MC460002	\$686,000.00	\$0.00	\$686,000.00	\$686,000.00	\$0.00	\$0.00
		B03MC460002	\$614,000.00	\$0.00	\$614,000.00	\$614,000.00	\$0.00	\$0.00
		B04MC460002	\$596,000.00	\$0.00	\$596,000.00	\$596,000.00	\$0.00	\$0.00
		B05MC460002	\$564,871.00	\$0.00	\$564,871.00	\$564,871.00	\$0.00	\$0.00
		B06MC460002	\$507,911.00	\$0.00	\$507,911.00	\$507,911.00	\$0.00	\$0.00
		B07MC460002	\$507,002.00	\$0.00	\$507,002.00	\$507,002.00	\$0.00	\$0.00
		B08MC460002	\$488,747.00	\$0.00	\$488,747.00	\$488,747.00	\$0.00	\$0.00
		B09MC460002	\$496,179.00	\$0.00	\$496,179.00	\$496,179.00	\$0.00	\$0.00
		B10MC460002	\$538,944.00	\$0.00	\$538,944.00	\$538,944.00	\$0.00	\$0.00
B11MC460002	\$451,668.00	\$0.00	\$451,668.00	\$451,668.00	\$0.00	\$0.00		
			\$13,581,342.00	\$13,581,342.00	\$13,282,376.16	\$107,280.71	\$298,965.84	
CDBG	PI	B92MC460002	\$0.00	\$0.00	\$0.00	\$0.00	\$0.00	\$0.00
		B00MC460002	\$9,343.64	\$0.00	\$9,343.64	\$9,343.64	\$0.00	\$0.00
		B01MC460002	\$75,826.64	\$0.00	\$75,826.64	\$75,826.64	\$0.00	\$0.00
		B02MC460002	\$14,008.26	\$0.00	\$14,008.26	\$14,008.26	\$0.00	\$0.00
		B03MC460002	\$6,417.32	\$0.00	\$6,417.32	\$6,417.32	\$0.00	\$0.00
		B04MC460002	\$11,906.41	\$0.00	\$11,906.41	\$11,906.41	\$0.00	\$0.00
		B06MC460002	\$7,516.41	\$0.00	\$7,516.41	\$7,516.41	\$0.00	\$0.00
		B07MC460002	\$7,250.45	\$0.00	\$7,250.45	\$7,250.45	\$0.00	\$0.00
		B08MC460002	\$4,984.00	\$0.00	\$4,984.00	\$4,984.00	\$0.00	\$0.00
		B09MC460002	\$2,575.07	\$0.00	\$2,575.07	\$2,575.07	\$0.00	\$0.00
					\$107,280.71	\$107,280.71	\$107,280.71	\$298,965.84

2. PR 03 - CDBG - ACTIVITY SUMMARY FOR GRANTEE

Income Category:	Owner	Renter	Total	Person
Extremely Low	0	0	0	0
Low Mod	0	0	0	0
Moderate	2	0	2	0
Non Low Moderate	0	0	0	0
Total	2	0	2	0
Percent Low/Mod	100.0%		100.0%	

Annual Accomplishments

Year # Benefiting

2008 1

2010 1

2008 1

Accomplishment Narrative

NO ACCOMPLISHMENTS IN 2008 AS WERE STILL SPENDING DOWN GRANT FY 2008 AND PROGRAM INCOME EARNED.

Status: 1 lot purchased from Habitat in 2008 with FY08 funds construction underway, no buyer.

3/20/10 1 lot purchased for placement in Dakota Land Trust; no buyer, funded \$24,706.46 from grant and \$5180.75 from PI - PO processed in 2010.

4/20/2010 Closing for DPYCC total \$10500 with partial grant funds 2008 (\$4544.77) and partial FY 2009 grant (\$5455.23) reported in this grant year.

1/1/1008: FUNDS DRAWN FOR PARTIAL PAYMENT ON DPYCC ASSISTANCE (\$10580.88) REPORTED IN FY 2008 GRANT.

1/1/1008: 1 lot purchased \$21555.89 with 2008 funds from Habitat, no buyer.

2/22/10 CLOSING DPYCC ASSISTANCE \$2000 FROM PI.

1 lot purchased with 2008 funds for Dakota Land Trust, no buyer

1 assisted DPYCC with 2008 funds

Income Category:	Owner	Renter	Total	Person
Extremely Low	0	0	0	0
Low Mod	3	0	3	0
Moderate	0	0	0	0
Non Low Moderate	0	0	0	0
Total	3	0	3	0
Percent Low/Mod	100.0%		100.0%	

Annual Accomplishments	Accomplishment Narrative
Year # Benefiting	
2009 1	312 E Waterdown purchased - \$124,17.89 FY08 grant/\$2552.11 FY09 grant 1814 Pecan Lane purchased - \$14,334 FY09 grant 1918 Pecan Lane purchased - \$14,068 FY09 grant 1922 Pecan Lane purchased - \$14,167 FY09 grant CLOSED - 710 Blaine (purchased 12/23/08, FY07/FY08 grant) - 1/27/2010 Purchase 10/13/2011 of property 237 Lindbergh Ave. partial funds from FY2008 grant (\$7,950.95) and partial funds FY2010 grant (\$8,439.05) Accomplishment will be reported with FY 2010 grant.
2011 1	Property 1914 Pecan Lane (purchased 2/18/10) - Sold/Closed 11/30/11 1918 Pecan Ln estimated completion spring 2013 15 applications received, 1 qualified. 2010: 15 applications received, 5 qualified. 4 clients completed financial education. Pecan Lane properties: 1914 Pecan Lane constructed, sold and closed 11/30/2011; 1918 Pecan Ln underway. 1922 Pecan Ln complete; waiting for buyer to complete purchase requirements;

Income Category:	Owner	Renter	Total	Person
Extremely Low	0	0	0	0
Low Mod	2	0	2	0
Moderate	0	0	0	0
Non Low Moderate	0	0	0	0
Total	2	0	2	0
Percent Low/Mod	100.0%		100.0%	

Annual Accomplishments

Year # Benefiting
2009 2

Accomplishment Narrative

Report is for April - June (2); notes: From April -Sept we have closed on 4 homes, placing 4 families with single head of households in their own homes. 3 of the 4 homes were built on fill lots in RC.

Income Category:	Owner	Renter	Total	Person
Extremely Low	0	0	0	0
Low Mod	0	0	0	0
Moderate	2	0	2	0
Non Low Moderate	0	0	0	0
Total	2	0	2	0
Percent Low/Mod	100.0%		100.0%	

Annual Accomplishments

Year # Benefiting
2009

No activity in FY2009. No closings. Spending program income and FY2008 grant funds.

2010	2	<p>2011 Central Blvd - DPVCC - \$10000 - \$8018.57 FY08 grant, \$3881.43 FY09 grant (recorded in FY08) 1734 Herman St - DPVCC - \$17581.80 - \$3412.10 PI, \$8169.70, FY09 Grant 3306 Champion Dr - Land Acquisition - \$25330 - \$9480 PI, \$18850 FY09 grant 4607 Ambrose Dr - Land Acquisition - \$24833.44 - \$8878 PI, \$15855.44 FY09 grant 28 Melano St - Land Acquisition - \$24833.44 - \$16196.65 FY09 grant, \$8637.78 FY10 grant (recorded in FY08)</p> <p>1 lot given to Dakota Land Trust, no buyer. 14 applications submitted, 8 qualified.</p>
------	---	---

Extremely Low	0	0	0	0
Low Mod	0	0	0	0
Moderate	0	0	0	0
Non Low Moderate	0	0	0	0
Total	0	0	0	0
Percent Low/Mod				

Annual Accomplishments
Year # Benefiting Accomplishment Narrative

Female-headed Households:

Income Category:	Owner	Renter	Total	Person
Extremely Low	0	0	0	0
Low Mod	10	0	10	0
Moderate	3	0	3	0
Non Low Moderate	0	0	0	0
Total	13	0	13	0
Percent Low/Mod	100.0%		100.0%	

Annual Accomplishments

Year	# Benefiting	Accomplishment Narrative
2010	8	4/02/10 DP/CC \$1702.54; 4/26/2010 DP/CC \$1462.48; 6/17/2010 DP/CC \$1544.35; DP/CC \$2128.05; DP/CC 1184.03; DP/CC \$5000.00; DP/CC \$4307.15; DP/CC \$695.35. Total DP/CC assistance for FY2010 = \$17921.95.

Total spent on program delivery costs = \$2095.50.
10/27/09 partial payment (\$2219.15) for DP/CC assistance recorded on FY 2008 Grant.

2009 5

11/23/09 - DP/CC assistance \$5000; 12/1/09 - DP/CC assistance \$5000; 12/18/09 - DP/CC assistance \$1455.58; 1/13/10 - DP/CC assistance \$1307.82; 3/26/10 DP/CC assistance \$5000.
Total DP/CC assistance = \$19,882.55.

Income Category:	Owner	Renter	Total	Person
Extremely Low	0	0	0	0
Low Mod	0	0	0	0
Moderate	0	0	0	0
Non Low Moderate	0	0	0	0
Total	0	0	0	0

Percent Low/Mod

Annual Accomplishments

Year # Benefiting

Accomplishment Narrative

Income Category:	Owner	Renter	Total	Person
Extremely Low	0	0	0	0
Low Mod	0	0	0	0
Moderate	0	0	0	0
Non Low Moderate	0	0	0	0
Total	0	0	0	0
Percent Low/Mod				

Annual Accomplishments

Year # Benefiting
2010

Accomplishment Narrative

No closings in FY2010.

237 Lindbergh Ave purchased in FY11 - \$16390 (\$7950.95 FY09 grant, \$8439.05 FY10 grant)
 229 Lindbergh Ave purchased in FY11 - \$16390 FY10 grant
 225 Lindbergh Ave purchased in FY11 - \$16390 (\$5170 FY10 grant, \$11,220 FY11 grant)

2011

Purchase of Lots A,B,C of Blk 11 & Lots A,B,B, Blk. 22 Mahoney for \$81,850.95 to be subdivided into 5 properties. Funding used from: FY 2009 (\$7,950.95), FY 2010 (\$30,000), and FY 2011 (\$60,300);

237 Lindbergh - \$16,390 partial FY 2009 funding (\$7,950.95) and partial FY2010 (\$8,439.05) funding. Accomplishment will be reported under FY 2010. In process, estimated to be completed fall 2012.

229 Lindbergh \$16,390 FY 2010 funds, in process, estimated to be completed in fall 2012 - Accomplishment reported under FY 2010;

225 Lindbergh \$16,390 - partial funding from FY 2010 (\$5,170.95) & partial funding FY 2011 (\$11,220). Accomplishment will be reported under FY 2011.

No closings took place on the properties in 2011.

2012

0

Female-headed Households:

Income Category:	Owner	Renter	Total	Person
Extremely Low			0	
Low Mod			0	
Moderate			0	
Non Low Moderate			0	
Total	0	0	0	0
Percent Low/Mod				

Annual Accomplishments

Year # Benefiting

Accomplishment Narrative

Income Category:	Owner	Renter	Total	Person
Extremely Low	0	0	0	0
Low Mod	3	0	3	0
Moderate	0	0	0	0
Non Low Moderate	0	0	0	0
Total	3	0	3	0
Percent Low/Mod	100.0%		100.0%	

Annual Accomplishments

Year	# Benefiting	Accomplishment Narrative
2011	3	3 households assisted with restoration.
2008		NO ACTIVITY - COMPLETING DRAWS ON FY 2007 FUNDS AND PROGRAM INCOME.
2009		

Income Category	Owner	Renter	Total	Person
Extremely Low	0	0	0	0
Low Mod	0	0	0	0
Moderate	1	0	1	0
Non Low Moderate	0	0	0	0
Total	1	0	1	0
Percent Low/Mod	100.0%			

Annual Accomplishments

Year # Benefiting
2011 1

Accomplishment Narrative

1 - Land Acquisition - \$24833.44 - \$16186.65 FY09 grant, \$8837.79 FY10 grant (recorded in FY09)
1 - Land Acquisition - \$24833.44 - FY10 grant

CLOSED - 710 N 7th St - purchased 1/18/09, FY08 grant funds

Income Category:	Owner	Renter	Total	Person
Extremely Low	0	0	0	0
Low/Mod	0	0	0	0
Moderate	0	0	0	0
Non Low/Moderate	0	0	0	0
Total	0	0	0	0
Percent Low/Mod				

Annual Accomplishments
 Year # Benefiting Accomplishment Narrative

Income Category:	Owner	Renter	Total	Person
Extremely Low	0	0	0	0
Low Mod	0	0	0	0
Moderate	0	0	0	0
Non Low Moderate	0	0	0	0
Total	0	0	0	0
Percent Low/Mod				

Annual Accomplishments
Year # Benefiting Accomplishment Narrative

Income Category:	Owner	Renter	Total	Person
Extremely Low	0	0	0	0
Low Mod	0	0	0	0
Moderate	1	0	1	0
Non Low Moderate	0	0	0	0
Total	1	0	1	0
Percent Low/Mod	100.0%		100.0%	

Annual Accomplishments

Year	# Benefiting
2011	1

Accomplishment Narrative
 1 - Land Acquisition - \$24833.44 - \$10166.65 FY09 grant, \$8837.79 FY10 grant (recorded in FY09)
 1 - Land Acquisition - \$24833.44 - FY10 grant

CLOSED - 710 N 7th St - purchased 11/18/08, FY08 grant funds

Income Category:	Owner	Renter	Total	Person
Extremely Low	0	0	0	0
Low Mod	0	0	0	0
Moderate	0	0	0	0
Non Low Moderate	0	0	0	0
Total	0	0	0	0
Percent Low/Mod				

Annual Accomplishments
 Year # Benefiting Accomplishment Narrative

Income Category	Owner	Renter	Total	Person
Extremity Low	1	0	1	0
Low Mod	4	0	4	0
Moderate	0	0	0	0
Non Low Moderate	0	0	0	0
Total	5	0	5	0
Percent Low/Mod	100.0%		100.0%	

Annual Accomplishments

Year # Benefiting
2010 1

DP/CC assistance
712 Siding Blvd - 3/3/2011 - \$5000

Total DP/CC assistance in FY2010 = \$5000
Total assisted = 1 FY10

2011 4

DP/CC assistance
16 Melano - 4/15/2011 \$1811.86 FY10 grant
3334 Kyle - 6/22/2011 \$8000 FY10 grant
1520 5th - 6/30/2011 \$25000 FY10 grant
101 Cobalt - 7/25/2011 \$1750.82 FY10 grant
814 Wood - 10/26/2011 Total cost \$30000 (Partial funding from FY10 grant (\$8330.14), FY11 grant (\$21668.86)- accomplishment for this property reported in FY2011 grant.

Total DP/CC assistance provided in FY2011 = \$49,866.62
Total assisted = 4 FY10 grant.

Total program delivery costs paid = \$101.38

Income Category:	Owner	Renter	Total	Person
Extremely Low	0	0	0	0
Low Mod	0	0	0	0
Moderate	0	0	0	0
Non Low Moderate	0	0	0	0
Total	0	0	0	0
Percent Low/Mod				

Annual Accomplishments
 Year # Benefiting Accomplishment Narrative

Income Category:	Owner	Rentier	Total	Person
Extremely Low	0	0	0	1,483
Low Mod	0	0	0	888
Moderate	0	0	0	1,762
Non Low Moderate	0	0	0	2,733
Total	0	0	0	6,976
Percent Low/Mod				60.8%

Annual Accomplishments

Year # Benefiting
2010 8,976

Accomplishment Narrative

Project completed November 11, 2010.
November 2010: 1384.
December 2010: 1382, YTD 2746.
January 2011: 1306, YTD 4142.
February 2011: 1407, YTD 5549.
March 2011: 1427, YTD 6976

Income Category:	Owner	Renter	Total	Person
Extremely Low	0	0	0	2,259
Low Mod	0	0	0	252
Moderate	0	0	0	0
Non Low Moderate	0	0	0	0
Total	0	0	0	2,511
Percent Low/Mod				100.0%

Annual Accomplishments

Year	# Benefiting
2011	2,511
2010	

Job completed in May 2011.
 April-July 2010: lead based paint inspection completed, drawing of remodel plans, write specification book for bid process, recruited and hired project contractor. August 2010: wrote specification book, September 2010: edited specification book, permit-approved remodel drawings. October 2010: advertised for bids, produced specification books and plans for construction industry center. November 2010: bid opening, decision on bids, informed bidders of decision, awarded contract (pending commit of interest waiver). December 2010: published potential conflict of interest statement, letter sent to city requesting support for waiver of conflict of interest. January 2011: documents with City attorney. February 2011: Received approval from HUD to proceed with chosen contractor, contractor notified, contractor began work. March 2011: 50% completed, demolition work, installation of new windows, ceiling, lighting, subfloor, facility taped and textured and painted.

Accomplishment Narrative

Income Category:	Owner	Renter	Total	Person
Extremely Low	0	0	0	30
Low Mod	0	0	0	54
Moderate	0	0	0	30
Non Low Moderate	0	0	0	1
Total	0	0	0	115
Percent Low/Mod				98.1%

Annual Accomplishments
Year # Benefiting

Year	# Benefiting	Accomplishment Narrative
2010		August 2010 - 10% completed. Received bids. November 2010 - waiting on lead paint test results. December 2010 - received bids. Lead based paint test scheduled for 1/3/11.
2011	115	March 2011 - RCS Construction started construction of walls. Project completed. Addition of wall to create two activity rooms; increased capacity from 37 youth to 60 youth. Contract amended to include window replacement.

Income Category:	Owner	Renter	Total	Person
Extremely Low	0	0	0	6,948
Low Mod	0	0	0	70
Moderate	0	0	0	0
Non Low Moderate	0	0	0	0
Total	0	0	0	6,918
Percent Low/Mod				100.0%

Annual Accomplishments
 Year # Benefiting
 2011 6,918

Accomplishment Narrative

Project for installation of fire sprinkler system began in April 2011. 100% complete in August 2011.

2010

August 2010 - signed City of Rapid City Indenture of Restitutive Covenants and Subrecipient contract.
 November 2010 - advertisements for bids in local paper. Ad dates 11/27, 12/1, 4, & 8.
 December 2010 - Advertisement for bids Dec. 1, 4, 8. Bid opening date 12/10 at 4:30PM. Contract signed with Midwestern mechanical 12/20/10.
 Midwestern Mechanical measurements and engineering specs being drawn up. Architect working on design.
 January 2011 - change request with Midwestern Mechanical. System design change for one room. Credit of \$1,350. bids let out for change in one room to add insulation to a floor/mesrine area. 3 bids received. Accepted bid from Rushmore Insulation on the 24th. Davis Bacon meeting with Barb.
 February 2011 - Materials arrived. Midwestern Mechanical crews installing system. Rushmore Companies insulated flooring Feb. 11, 14, 15. Firstshd on the 17th. Signed contract with ADT Security on the 17th.
 March 2011 - Midwestern Mechanical working on installation.
 April 2011 - Midwestern working on installation of piping. ADT security started on wiring for monitor system on 4/11/2011.

Income Category:	Owner	Renter	Total	Person
Extremely Low	0	0	0	334
Low Mod	0	0	0	87
Moderate	0	0	0	36
Non Low Moderate	0	0	0	0
Total	0	0	0	457
Percent Low/Mod				100.0%

Annual Accomplishments
 Year # Benefiting
 2010 457

Accomplishment Narrative

Monthly report as of June 2010 38 with YTD 112; July 2010 42 YTD 154; August 2010 23, YTD 177; September 2010 46, YTD 223; October 2010 31, YTD 254; November 2010 35, YTD 289; December 38, YTD 328; January 52, February 23, YTD 403; March 54, YTD 457. This program accessed \$911,805 in free medications for the clients. The negative setback rate for clients receiving the assistance was only 9%, compared to 75% for clients not receiving medication assistance.

Income Category:	Owner	Renter	Total	Person
Extremely Low	0	0	0	134
Low Mod	0	0	0	34
Moderate	0	0	0	78
Non Low Moderate	0	0	0	17
Total	0	0	0	261
Percent Low/Mod				93.5%

Annual Accomplishments

Year	# Benefiting
2010	281
2011	

Accomplishment Narrative

April 2010 monthly 41, YTD 41, YTD 41, May monthly 29, YTD 70, June monthly 26, YTD 96, July monthly 32, YTD 128, August monthly 28, YTD, 156, September 32, YTD 188, October 32, YTD 220, November 41, YTD, 261.
 An audit showed that proper documentation for meeting the low-to-moderate income benefit was not being kept. Club for boys determined that they did not have enough staff/funding to collect the necessary data. Club for Boys repaid funding already drawn (\$688,871) and the City recaptured remaining unspent funds for reallocation to other activities.

Income Category:	Owner	Renter	Total	Person
Extremely Low	0	0	0	17
Low Mod	0	0	0	0
Moderate	0	0	0	0
Non Low Moderate	0	0	0	0
Total	0	0	0	17
Percent Low/Mod				100.0%

Annual Accomplishments

Year	# Benefiting
2011	11
2010	6

Accomplishment Narrative

Number assisted in 2011 = 11 people
 Total Assistance provided by category in FY 2010 & 2011 = nine (9) persons with health care services and eight (8) with delinquent rent assistance.
 No activity until October 2010. October reporting 1. YTD 1.March 31, 2011 -5 people helped. Total helped in FY 2010 = 6.

Annual Accomplishments
Year # Benefiting
2011

Accomplishment Narrative

Project has not been able to recruit youth as quickly as anticipated and have not met the low-to-moderate income clientele percentage so funding is being recovered for reallocation to another project.

Income Category	Owner	Renter	Total	Person
Extremely Low	0	0	0	185
Low Mod	0	0	0	80
Moderate	0	0	0	19
Non Low Moderate	0	0	0	0
Total	0	0	0	284
Percent Low/Mod				100.0%

Annual Accomplishments

Year # Benefiting
2010 284

Accomplishment Narrative

April 2010 report indicates 28 with \$0 for assistance. May report 35 with \$0 for assistance. June report 25 with YTD 88 with \$0 for assistance. July report 29 with YTD 117 with \$0 for assistance. August report 39, YTD 176. September report 51, YTD 227. October report 13, YTD 240. No reporting for November. No reporting for December. YTD 240. January 18, YTD 258. February 14, YTD 272. March 12, YTD 284.

Income Category:	Owner	Renter	Total	Person
Extremely Low	0	0	0	1,588
Low Mod	0	0	0	0
Moderate	0	0	0	0
Non Low Moderate	0	0	0	0
Total	0	0	0	1,588
Percent Low/Mod				100.0%

Annual Accomplishments

Year 2010
Benefiting 1,588

Accomplishment Narrative
 June 2010 monthly statement 135, YTD 343; July monthly statement 124 an dYTD 467; August 128, YTD 595, September 100, YTD 695, October 212, November 150, YTD 1657, December 155, YTD 1212, January 128, 1340 YTD, February 101, YTD 1441, March 127, 1568 YTD.

Income Category:	Owner	Renter	Total	Person
Extremely Low	0	0	0	40
Low Mod	0	0	0	6
Moderate	0	0	0	0
Non Low Moderate	0	0	0	0
Total	0	0	0	46
Percent Low/Mod				100.0%

Annual Accomplishments

Year # Benefiting
2010 46

Per June, 2010 report show 2 with YTD 2; Per the July 2010 report 3 with YTD 5; August 2010 report 8, YTD 11; September report 8, YTD 17; October 3, YTD 20; November 6, YTD 35; December 5, YTD 40; January 5, YTD 45; February 0, YTD 45; Regular CDBG clients called and cancelled or no showed March 1, YTD 46. Numbers reported are non-duplicated clients. Number accomplished is lower than originally proposed. Number proposed was if fully funded and would have reflected multiple appointments for same individual.

Fiscal Year: 2011
Project: 0008 - Behavior Management Systems
DIS Activity: 366 - Prescription Medication Program

Status: Open \$0.00
Location: 111 North St Rapid City, SD 57701-1163

Objective: Create suitable living environments
Outcome: Availability/accessibility
Matrix Code: Mental Health Services (B50) **National Objective:** LMC

Description:
 Behavior Management Systems will use the funds to provide a FTE to apply for grants from the pharmaceutical companies for medications for the homeless and mentally ill who need prescription drugs and can not afford them.
 Having access to needed medications stabilizes the people and greatly reduces or eliminates negative setbacks such as reincarcerations, admittance to detox or the hospital, etc.

Initial Funding Date: 09/30/2011
Financing
 Funded Amount: 36,108.08
 Drawn Thru Program Year: 33,857.26
 Drawn In Program Year: 33,857.26

Proposed Accomplishments
 People (General) : 12

Actual Accomplishments

Number assisted:

	Owner		Renter		Total		Person	
	Total	Hispanic	Total	Hispanic	Total	Hispanic	Total	Hispanic
White:	0	0	0	0	0	0	31	6
Black/African American:	0	0	0	0	0	0	2	0
Asian:	0	0	0	0	0	0	0	0
American Indian/Alaskan Native:	0	0	0	0	0	0	1	0
Native Hawaiian/Other Pacific Islander:	0	0	0	0	0	0	0	0
American Indian/Alaskan Native & White:	0	0	0	0	0	0	0	0
Asian White:	0	0	0	0	0	0	0	0
Black/African American & White:	0	0	0	0	0	0	0	0
American Indian/Alaskan Native & Black/African American:	0	0	0	0	0	0	0	0
Other multi-racial:	0	0	0	0	0	0	3	0
Asian/Pacific Islander:	0	0	0	0	0	0	0	0
Hispanic:	0	0	0	0	0	0	0	0
Total:	0	0	0	0	0	0	37	6

Female-headed Households: 0

Income Category:	Owner	Renter	Total	Person
Extremely Low	0	0	0	32
Low Mod	0	0	0	5
Moderate	0	0	0	0
Non Low Moderate	0	0	0	0
Total	0	0	0	37
Percent Low/Mod				100.0%

Annual Accomplishments

Year # Benefiting
2011 37

Accomplishment Narrative

Provided assistance for 417 prescriptions to be filled for 37 low-to-moderate income persons in need of medication. One (1) person suffered negative setbacks while receiving medication.

FGM Year: 2011
Project: 0006 - Dakota Plains Legal Services
IDIS Activity: 306 - Civil Legal Services

Status: Completed 4/20/2012 12:00:00 AM
Location: 528 Kansas City St Rapid City, SD 57701-5036

Objective: Create suitable living environments
Outcome: Availability/accessibility
Matrix Code: Legal Services (D5C) **National Objective:** LMC

Initial Funding Date: 08/30/2011

Financing
Funded Amount: 5,000.00
Drawn Thru Program Year: 5,000.00
Drawn In Program Year: 5,000.00

Proposed Accomplishments
People (General) : 75

Actual Accomplishments

Number assisted:

	Owner		Renter		Total		Person	
	Total	Hispanic	Total	Hispanic	Total	Hispanic	Total	Hispanic
White:	0	0	0	0	0	0	77	6
Black/African American:	0	0	0	0	0	0	3	0
Asian:	0	0	0	0	0	0	2	0
American Indian/Alaskan Native:	0	0	0	0	0	0	63	4
Native Hawaiian/Other Pacific Islander:	0	0	0	0	0	0	0	0
American Indian/Alaskan Native & White:	0	0	0	0	0	0	0	0
Asian White:	0	0	0	0	0	0	0	0
Black/African American & White:	0	0	0	0	0	0	0	0
American Indian/Alaskan Native & Black/African American:	0	0	0	0	0	0	0	0
Other multi-racial:	0	0	0	0	0	0	0	0
Asian/Pacific Islander:	0	0	0	0	0	0	0	0
Hispanic:	0	0	0	0	0	0	0	0
Total:	0	0	0	0	0	0	145	10

Female-headed Households:

0

Income Category:	Owner	Renter	Total	Person
Extremely Low	0	0	0	73
Low Mod	0	0	0	60
Moderate	0	0	0	12
Non Low Moderate	0	0	0	0
Total	0	0	0	145
Percent Low/Mod				100.0%

Annual Accomplishments
 Year # Benefiting
 2011 145

Accomplishment Narrative

Funding was used to assist individuals with legal services.
 145 people were assisted; 47% assisted were minorities; 50% were extremely low income.

PGM Year: 2011
 Project: 0010 - HELPI Line Center - 211
 DMS Activity: 307 - 211 HELPI Line referral system

Status: Completed 4/20/2012 12:00:00 AM
 Location: PO Box 1215 Rapid City, SD 57708-1215

Initial Funding Date: 09/30/2011
 Financing
 Funded Amount: 5,000.00
 Drawn Thru Program Year: 5,000.00
 Drawn In Program Year: 5,000.00

Proposed Accomplishments
 People (General) : 2,519

Objective: Create suitable living environments
 Outcome: Availability/accessibility
 Matrix Code: Public Services (General) (05) National Objective: LMC

Description:
 211 HELPI Line Center serves as a centralized data base for local, state, and federal government programs as well as other non-profit and faith based assistance available in the community. People can call 211 or go online to access information about services and assistance programs available in the area.
 Funding will provide for staffing for the call center.

Actual Accomplishments

Number assisted:

	Owner		Renter		Total		Person	
	Total	Hispanic	Total	Hispanic	Total	Hispanic	Total	Hispanic
White:	0	0	0	0	0	0	7,058	41
Black/African American:	0	0	0	0	0	0	42	0
Asian:	0	0	0	0	0	0	76	0
American Indian/Alaskan Native:	0	0	0	0	0	0	671	0
Native Hawaiian/Other Pacific Islander:	0	0	0	0	0	0	10	0
American Indian/Alaskan Native & White:	0	0	0	0	0	0	417	0
Asian White:	0	0	0	0	0	0	41	0
Black/African American & White:	0	0	0	0	0	0	30	0
American Indian/Alaskan Native & Black/African American:	0	0	0	0	0	0	12	0
Other multi-racial:	0	0	0	0	0	0	12	0
Asian/Pacific Islander:	0	0	0	0	0	0	0	0
Hispanic:	0	0	0	0	0	0	0	0
Total:	0	0	0	0	0	0	8,378	41
Female-headed Households:	0		0		0		0	

Income Category:	Owner	Rentier	Total	Person
Extremely Low	0	0	0	8,378
Low Mod	0	0	0	0
Moderate	0	0	0	0
Non Low Moderate	0	0	0	0
Total	0	0	0	8,378
Percent Low/Mod				100.0%

Annual Accomplishments

Year # Benefiting
2011 8,378

Accomplishment Narrative

Received a total of 8378 phone calls. 2355 received referrals to services, 101 referrals for domestic violence, 52 for elderly services, 44 for disabled services, 144 for homeless services or shelter, 4 for literacy services, 2 for AIDS services, and 2867 other services for low-income people.

FGM Year: 2011
Project: 0011 - Salvation Army
EOS Activity: 308 - Rent, mortgage and utility bill and deposit assistance

Status: Open \$0.00
Location: 405 N Cherry Ave Rapid City, SD 57701-1600

Objective: Provide decent affordable housing
Outcome: Sustainability
Matrix Code: Subsistence Payment (DSQ) **National Objective:** LMC

Initial Funding Date: 09/30/2011
Financing: Funding will provide assistance to the homeless or people in danger of becoming homeless needing money for deposits for rent or utilities or rent, mortgage or utility payments for delinquent accounts to avoid eviction.
Funded Amount: 8,000.00
Drawn Thru Program Year: 2,888.60

Drawn In Program Year: 2,888.60

Proposed Accomplishments
 People (General) : 40

Actual Accomplishments

Number assisted:

	Owner		Renter		Total		Person	
	Total	Hispanic	Total	Hispanic	Total	Hispanic	Total	Hispanic
White:	0	0	0	0	0	0	21	0
Black/African American:	0	0	0	0	0	0	0	0
Asian:	0	0	0	0	0	0	0	0
American Indian/Alaskan Native:	0	0	0	0	0	0	23	0
Native Hawaiian/Other Pacific Islander:	0	0	0	0	0	0	0	0
American Indian/Alaskan Native & White:	0	0	0	0	0	0	0	0
Asian White:	0	0	0	0	0	0	0	0
Black/African American & White:	0	0	0	0	0	0	0	0
American Indian/Alaskan Native & Black/African American:	0	0	0	0	0	0	0	0
Other multi-racial:	0	0	0	0	0	0	0	0
Asian/Pacific Islander:	0	0	0	0	0	0	0	0
Hispanic:	0	0	0	0	0	0	0	0
Total:	0	0	0	0	0	0	44	0

Female-headed Households: 0

Income Category:	Owner	Renter	Total	Person
Extremely Low	0	0	0	23
Low Mod	0	0	0	18
Moderate	0	0	0	5
Non Low Moderate	0	0	0	0
Total	0	0	0	44
Percent Low/Mod				100.0%

Annual Accomplishments

Year # Benefiting
2011 44

Accomplishment Narrative

A total of 41 households were provided assistance. Seven (7) received delinquent rent assistance, 32 received delinquent utility bill assistance, and two (2) received rent deposit assistance.

PGM Year: 2011
Project: 0012 - Working Against Violence, Inc. (WAVI)
IDIS Activity: 300 - Salaries, utilities and/or printing costs
Status: Completed 4/20/2012 12:00:00 AM
Location: 527 Quincey St Rapid City, SD 57701-3627

Objective: Create suitable living environments
Outcome: Availability/accessibility
Matrix Code: Battered and Abused Spouses (055G) **National Objective:** LMC

Description:
 Funding will be used to pay for the salaries of shelter advocates and case managers, utilities and/or printing costs for producing their Survivors Handbooks made available to the clients and community.

Initial Funding Date: 08/30/2011
Financing
Funded Amount: 5,000.00
Drawn Thru Program Year: 5,000.00
Drawn In Program Year: 5,000.00

Proposed Accomplishments
 People (General) : 125

Actual Accomplishments
 Number assisted:

	Owner		Renter		Total		Person	
	Total	Hispanic	Total	Hispanic	Total	Hispanic	Total	Hispanic
White:	0	0	0	0	0	0	418	0
Black/African American:	0	0	0	0	0	0	12	0
Asian:	0	0	0	0	0	0	0	0
American Indian/Alaskan Native:	0	0	0	0	0	0	876	23
Native Hawaiian/Other Pacific Islander:	0	0	0	0	0	0	12	0
American Indian/Alaskan Native & White:	0	0	0	0	0	0	0	0
Asian White:	0	0	0	0	0	0	0	0
Black/African American & White:	0	0	0	0	0	0	0	0
American Indian/Alaskan Native & Black/African American:	0	0	0	0	0	0	0	0
Other multi-racial:	0	0	0	0	0	0	188	5
Asian/Pacific Islander:	0	0	0	0	0	0	0	0
Hispanic:	0	0	0	0	0	0	0	0
Total:	0	0	0	0	0	0	1,513	37
Female-headed Households:	0	0	0	0	0	0	0	0

Income Category:	Owner	Rentier	Total	Person
Extremely Low	0	0	0	1,513
Low Mod	0	0	0	0
Moderate	0	0	0	0
Non Low Moderate	0	0	0	0
Total	0	0	0	1,513
Percent Low/Mod				100.0%

Annual Accomplishments

Year	# Benefiting
2011	1,513

Accomplishment Narrative
 Funds used to pay for salaries for shelter advocates, utilities, and production costs for 1,000 Survivor Handbooks.
 Staff provided assistance in shelter, through the domestic violence hot line and by phone to 1,513 clients.

PGM Year: 2011
 Project: 0013 - Youth & Family Services
 EIS Activity: 370 - Counseling Fees

Status: Open \$0.00
 Location: 202 E Adams St Rapid City, SD 57701-1201

Objective: Create suitable living environments
 Outcome: Affordability
 Matrix Code: Youth Services (05D) National Objective: LMC

Initial Funding Date: 08/30/2011
 Financing
 Funded Amount: 5,000.00
 Drawn Thru Program Year: 4,918.25
 Drawn In Program Year: 4,918.25

Proposed Accomplishments
 People (General): 50

Actual Accomplishments
 Number assisted:

	Owner		Renter		Total		Person	
	Total	Hispanic	Total	Hispanic	Total	Hispanic	Total	Hispanic
White:	0	0	0	0	0	0	19	1
Black/African American:	0	0	0	0	0	0	0	0
Asian:	0	0	0	0	0	0	0	0
American Indian/Alaskan Native:	0	0	0	0	0	0	0	0
Native Hawaiian/Other Pacific Islander:	0	0	0	0	0	0	0	0
American Indian/Alaskan Native & White:	0	0	0	0	0	0	0	0
Asian White:	0	0	0	0	0	0	0	0
Black/African American & White:	0	0	0	0	0	0	0	0
American Indian/Alaskan Native & Black/African American:	0	0	0	0	0	0	0	0
Other multi-racial:	0	0	0	0	0	0	2	0
Asian/Pacific Islander:	0	0	0	0	0	0	0	0
Hispanic:	0	0	0	0	0	0	0	0
Total:	0	0	0	0	0	0	21	1
Female-headed Households:	0		0		0		0	

Income Category:	Owner	Renter	Total	Person
Extremely Low	0	0	0	6
Low Mod	0	0	0	8
Moderate	0	0	0	5
Non Low Moderate	0	0	0	2
Total	0	0	0	21
Percent Low/Mod				90.5%

Annual Accomplishments **Accomplishment Narrative**

Year	# Benefiting	Accomplishment Narrative
2011	21	Assisted 21 individuals with counseling services.

Income Category	Owner	Rentier	Total	Person
Extremely Low	0	4	4	0
Low Mod	0	0	0	0
Moderate	0	0	0	0
Non Low Moderate	0	0	0	0
Total	0	4	4	0
Percent Low/Mod		100.0%	100.0%	

Annual Accomplishments

Year # Benefiting
2011 4

Accomplishment Narrative

Window airconditioner units replaced with permanently installed air conditioner units. Project completed in January 2012.

FGM Year: 2011
Project: 0004 - Lutheran Social Services - Stepping Stones
DOS Activity: 372 - Replace roof on apartment building

Status: Open
Location: 120 Philadelphia St Rapid City, SD 57701-1825
Objective: Create suitable living environments
Outcome: Sustainability
Matrix Code: Rehab; Multi-Unit Residential (148)
National Objective: LMH

Initial Funding Date: 02/14/2012
Financing:

Funded Amount: 5,703.00
Drawn Thru Program Year: 0.00
Drawn in Program Year: 0.00

Proposed Accomplishments

Housing Units : 8

Actual Accomplishments

Number assisted:

	Owner		Renter		Total		Person	
	Total	Hispanic	Total	Hispanic	Total	Hispanic	Total	Hispanic
White:	0	0	0	0	0	0	0	0
Black/African American:	0	0	0	0	0	0	0	0
Asian:	0	0	0	0	0	0	0	0
American Indian/Alaskan Native:	0	0	0	0	0	0	0	0
Native Hawaiian/Other Pacific Islander:	0	0	0	0	0	0	0	0
American Indian/Alaskan Native & White:	0	0	0	0	0	0	0	0
Asian White:	0	0	0	0	0	0	0	0
Black/African American & White:	0	0	0	0	0	0	0	0
American Indian/Alaskan Native & Black/African American:	0	0	0	0	0	0	0	0
Other multi-racial:	0	0	0	0	0	0	0	0
Asian/Pacific Islander:	0	0	0	0	0	0	0	0
Hispanic:	0	0	0	0	0	0	0	0
Total:	0	0	0	0	0	0	0	0
Female-headed Households:	0		0		0		0	

Income Category:	Owner	Renter	Total	Person
Extremely Low	0	0	0	0
Low Mod	0	0	0	0
Moderate	0	0	0	0
Non Low Moderate	0	0	0	0
Total	0	0	0	0
Percent Low/Mod				

Annual Accomplishments

Year # Benefiting
2011

Environmental review currently in progress.

Total Funded Amount: \$5,950,116.29
Total Drawn Thru Program Year: \$5,744,344.44
Total Drawn In Program Year: \$613,879.94

3. PR 03 – CDBG-R ACTIVITY SUMMARY FOR GRANTEE



U.S. Department of Housing and Urban Development
Office of Community Planning and Development
Integrated Disbursement and Information System
CDBG-R Activity Summary Report (GPR) for Program Year 2011
RAPID CITY

Date: 30-Jul-2012
 Time: 18:08
 Page: 1

PGM Year: 2010
Project: 0016 - PROGRAM ADMINISTRATION AND PLANNING
DIS Activity: 317 - Program Administration

Status: Completed 8/14/2012 12:00:00 AM
Location:
Objective:
Outcome:
Matrix Code: General Program Administration (21A)
Description: Program administration of CDBG-Recovery funds.
National Objective:

Initial Funding Date: 10/21/2008
Financing:

Funded Amount: 13,273.00
Drawn Thru Program Year: 13,273.00
Drawn In Program Year: 1,458.63

Proposed Accomplishments

Actual Accomplishments

Number assisted:

	Owner		Renter		Total		Person	
	Total	Hispanic	Total	Hispanic	Total	Hispanic	Total	Hispanic
White:	0	0	0	0	0	0	0	0
Black/African American:	0	0	0	0	0	0	0	0
Asian:	0	0	0	0	0	0	0	0
American Indian/Alaskan Native:	0	0	0	0	0	0	0	0
Native Hawaiian/Other Pacific Islander:	0	0	0	0	0	0	0	0
American Indian/Alaskan Native & White:	0	0	0	0	0	0	0	0
Asian White:	0	0	0	0	0	0	0	0
Black/African American & White:	0	0	0	0	0	0	0	0
American Indian/Alaskan Native & Black/African American:	0	0	0	0	0	0	0	0
Other multi-racial:	0	0	0	0	0	0	0	0
Asian/Pacific Islander:	0	0	0	0	0	0	0	0
Hispanic:	0	0	0	0	0	0	0	0
Total:	0	0	0	0	0	0	0	0
Female-headed Households:	0		0		0		0	

Income Category:	Owner	Renter	Total	Person
Extremely Low	0	0	0	0
Low Mod	0	0	0	0
Moderate	0	0	0	0
Non Low Moderate	0	0	0	0
Total	0	0	0	0
Percent Low/Mod				
Annual Accomplishments	Accomplishment Narrative			
Year	# Benefiting			

Fiscal Year: 2009
Project: 0017 - BEHAVIOR MANAGEMENT SYSTEMS
IDS Activity: 310 - BMS - 350 Elk Street Rehab Project

Status: Completed 4/1/2011 12:00:00 AM
Location: 350 Elk St Rapid City, SD 57701-7361
Objective: Create suitable living environments
Outcome: Affordability
Matrix Code: Public Facilities and Improvement (General) (B3) **National Objective:** LMC
Description:
 Project will convert fluorescent light fixtures to new energy efficient fixtures and bulbs and replace air conditioner unit with high efficiency unit.

Initial Funding Date: 10/21/2009
Financing:
 Funded Amount: 12,650.00
 Drawn Thru Program Year: 12,650.00
 Drawn In Program Year: 0.00

Proposed Accomplishments:
 Public Facilities : 1

Actual Accomplishments

Number assisted:

	Owner		Renter		Total		Person	
	Total	Hispanic	Total	Hispanic	Total	Hispanic	Total	Hispanic
White:	0	0	0	0	0	0	5,603	187
Black/African American:	0	0	0	0	0	0	195	3
Asian:	0	0	0	0	0	0	42	0
American Indian/Alaskan Native:	0	0	0	0	0	0	1,961	113
Native Hawaiian/Other Pacific Islander:	0	0	0	0	0	0	43	0
American Indian/Alaskan Native & White:	0	0	0	0	0	0	2	0
Asian White:	0	0	0	0	0	0	0	0
Black/African American & White:	0	0	0	0	0	0	0	0
American Indian/Alaskan Native & Black/African American:	0	0	0	0	0	0	0	0
Other multi-racial:	0	0	0	0	0	0	205	75
Asian/Pacific Islander:	0	0	0	0	0	0	0	0
Hispanic:	0	0	0	0	0	0	0	0
Total:	0	0	0	0	0	0	8,951	378

Female-headed Households:

Income Category	Owner	Renter	Total	Person
Extremely Low	0	0	0	4,597
Low Mod	0	0	0	1,945
Moderate	0	0	0	1,600
Non Low Moderate	0	0	0	909
Total	0	0	0	8,951

Percent LowMod	91.0%
Annual Accomplishments	Accomplishment Narrative
Year	
2011	\$0.00
# Benefiting	0

iscal Year: 2009
Project: 0017 - BEHAVIOR MANAGEMENT SYSTEMS
IDIS Activity: 319 - BMS - 515 North 1st Street Apartments Rehab Project

Status: Completed 4/1/2011 12:00:00 AM
Location: 515 N 1st St Rapid City, SD 57701-1826
Objective: Create suitable living environments
Outcome: Sustainability
Matrix Code: Energy Efficiency Improvements (14F) **National Objective:** LMH

Initial Funding Date: 10/21/2009
Financing:
 Funded Amount 4,251.32
 Drawn Thru Program Year: 4,251.32
 Drawn In Program Year: 0.00

Proposed Accomplishments:
 Housing Units : 17

Actual Accomplishments:
 Number assisted:

	Owner		Renter		Total		Person	
	Total	Hispanic	Total	Hispanic	Total	Hispanic	Total	Hispanic
White:	0	0	99	0	99	0	0	0
Black/African American:	0	0	0	0	0	0	0	0
Asian:	0	0	0	0	0	0	0	0
American Indian/Alaskan Native:	0	0	9	0	9	0	0	0
Native Hawaiian/Other Pacific Islander:	0	0	0	0	0	0	0	0
American Indian/Alaskan Native & White:	0	0	18	0	18	0	0	0
Asian White:	0	0	0	0	0	0	0	0
Black/African American & White:	0	0	9	0	9	0	0	0
American Indian/Alaskan Native & Black/African American:	0	0	0	0	0	0	0	0
Other multi-racial:	0	0	9	0	9	0	0	0
Asian/Pacific Islander:	0	0	0	0	0	0	0	0
Hispanic:	0	0	0	0	0	0	0	0
Total:	0	0	144	0	144	0	0	0

Female-headed Households: 63

Income Category:	Owner		Renter		Total		Person	
	Total	Hispanic	Total	Hispanic	Total	Hispanic	Total	Hispanic
Extremely Low	0	0	45	0	45	0	0	0
Low Mod	0	0	90	0	90	0	0	0

Moderate	0	9	9	0
Non Low Moderate	0	0	0	0
Total	0	144	144	0
Percent Low/Mod		100.0%	100.0%	

Annual Accomplishments

Year # Benefiting

2009

Accomplishment Narrative

12/31/09 Environmental review has been accomplished. Project is underway. Bids have been solicited for insulation.

PGM Year: 2009
Project: 0017 - BEHAVIOR MANAGEMENT SYSTEMS
EDS Activity: 320 - BMS - 304 & 306 Anamosa St. Apartments Rehab Project

Status: Completed 10/31/2011 3:03:23 PM
Location: 304 Anamosa St Rapid City, SD 57701-0894

Objective: Create suitable living environments
Outcome: Sustainability
Matrix Code: Energy Efficiency Improvements (14F) **National Objective:** LMH

Initial Funding Date: 10/21/2009
Financing:
 Funded Amount: 3,661.00
 Drawn Thru Program Year: 3,661.00
 Drawn In Program Year: 0.00

Proposed Accomplishments
 Housing Units : 8

Actual Accomplishments

Number assisted:

	Owner		Renter		Total		Person	
	Total	Hispanic	Total	Hispanic	Total	Hispanic	Total	Hispanic
White:	0	0	25	1	25	1	0	0
Black/African American:	0	0	0	0	0	0	0	0
Asian:	0	0	0	0	0	0	0	0
American Indian/Alaskan Native:	0	0	0	0	0	0	0	0
Native Hawaiian/Other Pacific Islander:	0	0	0	0	0	0	0	0
American Indian/Alaskan Native & White:	0	0	46	0	46	0	0	0
Asian White:	0	0	0	0	0	0	0	0
Black/African American & White:	0	0	0	0	0	0	0	0
American Indian/Alaskan Native & Black/African American:	0	0	0	0	0	0	0	0
Other multi-racial:	0	0	1	1	1	1	0	0
Asian/Pacific Islander:	0	0	0	0	0	0	0	0
Hispanic:	0	0	0	0	0	0	0	0
Total:	0	0	72	2	72	2	0	0

Female-headed Households: 0

Income Category	Owner	Renter	Total	Person
Extremely Low	0	49	49	0
Low Mod	0	22	22	0
Moderate	0	1	1	0
Non Low Moderate	0	0	0	0
Total	0	72	72	0
Percent Low/Mod		100.0%	100.0%	

Annual Accomplishments
 Year # Benefiting
 2010 72

Accomplishment Narrative

12/31/09 Environmental Review has been accomplished. Project completed 12/16/2009 and draw submitted for payment. Final draw will be submitted and check approved by Council completed 1/4/2010. As of report December 2009 16 with 18 YTD. as of report Feb 2010 19 with YTD 53; report as of March 2010 19 YTD 72.

PSM Year: 2009
 Project: 0016 - BETHEL ASSEMBLY OF GOD
 IDIS Activity: 321 - Bethel - Child Care Employees

Status: Completed 4/1/2011 12:00:00 AM
 Location: 1202 N Maple Ave Rapid City, SD 57701-1058

Objective: Create economic opportunities
 Outcome: Availability/accessibility
 Matrix Code: Child Care Services (DCL) National Objective: LMCSV

Initial Funding Date: 10/21/2008
 Financing Funded Amount: 26,500.00
 Drawn Thru Program Year: 26,500.00
 Drawn In Program Year: 0.00
 Proposed Accomplishments
 People (General) : 2
 Actual Accomplishments
 Number assisted:

	Owner		Renter		Total		Person	
	Total	Hispanic	Total	Hispanic	Total	Hispanic	Total	Hispanic
White:	0	0	0	0	0	0	463	36
Black/African American:	0	0	0	0	0	0	0	0
Asian:	0	0	0	0	0	0	0	0
American Indian/Alaskan Native:	0	0	0	0	0	0	244	38
Native Hawaiian/Other Pacific Islander:	0	0	0	0	0	0	0	0
American Indian/Alaskan Native & White:	0	0	0	0	0	0	45	11
Asian White:	0	0	0	0	0	0	0	0
Black/African American & White:	0	0	0	0	0	0	33	0
American Indian/Alaskan Native & Black/African American:	0	0	0	0	0	0	12	0
Other multi-racial:	0	0	0	0	0	0	44	4
Asian/Pacific Islander:	0	0	0	0	0	0	0	0
Hispanic:	0	0	0	0	0	0	0	0
Total:	0	0	0	0	0	0	831	90
Female-headed Households:	0		0		0			

Income Category:	Owner	Renter	Total	Person
Extremely Low	0	0	0	430
Low Mod	0	0	0	143
Moderate	0	0	0	108
Non Low Moderate	0	0	0	148
Total	0	0	0	831
Percent Low/Mod				82.1%

Annual Accomplishments

Year # Benefiting
2009 201

Accomplishment Narrative

12/31/09 Environmental Review has been accomplished. Applications for employment have been solicited and interviews. Report as of November 2009 39 with YTD 39, notes: board established job description for childcare providers. Hired a fulltime employee Oct 30 and part time employee in December 2009; As of Jan 2010 39 children with YTD 120; as of Feb 2010 41 children with YTD 161; as of Mar 2010 40 children with YTD 201

PGM Year: 2006
Project: 0018 - BETHEL ASSEMBLY OF GOD
IDIS Activity: 323 - Bethel - Living Hope Academy Rehab Project

Status: Open
Location: 1404 North Maple Ave. Rapid City, SD 57701
Objective: Create suitable living environments
Outcome: Availability/accessibility
Matrix Code: Public Facilities and Improvement (General) (03) National Objective: LMA

Description:
 Funding will be used to replace single pane windows with new double hung energy efficient windows and to update wiring circuits for safety, for a facility that houses an alternative school for troubled youth.

Initial Funding Date: 10/21/2009
Financing Funded Amount: 9,902.74
Drawn Thru Program Year: 9,902.74
Drawn In Program Year: 5,670.93

Proposed Accomplishments
 Public Facilities : 1

Annual Accomplishments
 Year # Benefiting Accomplishment Narrative

PSM Year: 2009
Project: 0010 - RURAL AMERICA INITIATIVES
IDIS Activity: 025 - RAJ - Head Start Rehab Project 3200 Canyon Lake Dr.

Status: Open
Location: 3200 Canyon Lake Dr Rapid City, SD 57702-8114
Objective: Create suitable living environments
Outcome: Availability/accessibility
Matrix Code: Child Care Centers (03M) **National Objective:** LMC

Initial Funding Date: 04/14/2011
Financing:
 Funded Amount: 8,443.00
 Drawn Thru Program Year: 8,443.00
 Drawn In Program Year: 8,443.00

Proposed Accomplishments:
 Public Facilities : 1

Actual Accomplishments

Number assisted:

	Owner		Renter		Total		Person	
	Total	Hispanic	Total	Hispanic	Total	Hispanic	Total	Hispanic
White:	0	0	0	0	0	0	0	0
Black/African American:	0	0	0	0	0	0	0	0
Asian:	0	0	0	0	0	0	0	0
American Indian/Alaskan Native:	0	0	0	0	0	0	200	0
Native Hawaiian/Other Pacific Islander:	0	0	0	0	0	0	0	0
American Indian/Alaskan Native & White:	0	0	0	0	0	0	0	0
Asian White:	0	0	0	0	0	0	0	0
Black/African American & White:	0	0	0	0	0	0	0	0
American Indian/Alaskan Native & Black/African American:	0	0	0	0	0	0	0	0
Other multi-racial:	0	0	0	0	0	0	0	0
Asian/Pacific Islander:	0	0	0	0	0	0	0	0
Hispanic:	0	0	0	0	0	0	0	0
Total:	0	0	0	0	0	0	200	0

Female-headed Households:

0

Income Category:	Owner	Renter	Total	Person
Extremely Low	0	0	0	0
Low Mod	0	0	0	186
Moderate	0	0	0	0
Non Low Moderate	0	0	0	15
Total	0	0	0	200
Percent Low/Mod				92.5%

Annual Accomplishments

Year	# Benefiting	Accomplishment Narrative
2011	\$0.00	

Total Funded Amount:	\$76,681.06
Total Drawn Thru Program Year:	\$76,681.06
Total Drawn in Program Year:	\$13,570.56

**4. PR 06 - CDBG SUMMARY OF CONSOLIDATED PLAN PROJECT
FOR REPORT YEAR**

10/15

U.S. DEPARTMENT OF HOUSING AND URBAN DEVELOPMENT

DATE: 7/31/2012

OFFICE OF COMMUNITY PLANNING AND DEVELOPMENT

TIME: 9:47:34 AM

PRDS - Summary of Consolidated Plan Projects for Report Year

PAGE: 9/1

Plan ID Year Project	Project Title and Description	Program	Project Estimate	Amount Drawn This Report Year	Amount Available to Draw	Amount Drawn to Report Year
2011.1	Administration	COBG	\$50,000.00	\$0.00	\$50,000.00	\$0.00
2	Black Hills Area Habitat for Humanity	COBG	\$44,000.00	\$44,000.00	\$0.00	\$44,000.00
3	Diablo Land Trust	COBG	\$50,000.00	\$0.00	\$50,000.00	\$0.00
4	Urban Social Services - Shopping Stairs	COBG	\$31,792.00	\$26,089.00	\$5,703.00	\$26,089.00
5	Teton Coalition	COBG	\$50,000.00	\$21,669.86	\$28,330.14	\$21,669.86
6	Western Resources for disabled independence	COBG	\$11,536.00	\$0.00	\$11,536.00	\$0.00
7	Community Health Center of the Black Hills	COBG	\$200,000.00	\$200,000.00	\$0.00	\$200,000.00
8	Behavior Management Systems	COBG	\$36,109.00	\$36,109.00	\$0.00	\$36,109.00
9	Deloitte Plains Legal Services	COBG	\$5,000.00	\$5,000.00	\$0.00	\$5,000.00
10	HELP! Live Center - 211	COBG	\$5,000.00	\$5,000.00	\$0.00	\$5,000.00
11	Salvation Army	COBG	\$8,000.00	\$8,000.00	\$5,191.48	\$2,808.52
12	Working Against Violence, Inc. (WAVI)	COBG	\$5,000.00	\$5,000.00	\$0.00	\$5,000.00
13	Youth & Family Services	COBG	\$5,000.00	\$5,000.00	\$4,916.25	\$83.75


5. PR 23 – CDBG - SUMMARY OF ACCOMPLISHMENTS



RAPID CITY

Count of CDISG Activities with Disbursements by Activity Group & Matrix Code

Activity Group	Activity Category	Underway Count	Underway Activities Disbursed	Completed Count	Completed Activities Disbursed	Program Year Count	Total Activities Disbursed	
Acquisition	Acquisition of Real Property (01)	7	\$109,783.93	5	\$0.00	12	\$109,783.93	
	Total Acquisitions	7	\$109,783.93	5	\$0.00	12	\$109,783.93	
Economic Development	Micro-Enterprise Assistance (18C)	0	\$0.00	1	\$8,171.92	1	\$8,171.92	
	Total Economic Development	0	\$0.00	1	\$8,171.92	1	\$8,171.92	
Housing	Direct Homeownership Assistance (13)	3	\$70,256.31	4	\$51,473.80	7	\$121,730.11	
	Rehab; Single-Unit Residential (14A)	2	\$1,002.64	4	\$0.00	6	\$1,002.64	
	Rehab; Multi-Unit Residential (14B)	1	\$0.00	2	\$26,089.00	3	\$26,089.00	
	Total Housing	6	\$71,258.95	10	\$77,562.80	16	\$148,821.75	
Public Facilities and Improvements	Public Facilities and Improvement (General) (03)	1	\$0.00	1	\$71,834.92	2	\$71,834.92	
	Senior Centers (03A)	1	\$0.00	0	\$0.00	1	\$0.00	
	Homeless Facilities (not operating costs) (03C)	1	\$50,000.00	0	\$0.00	1	\$50,000.00	
	Health Facilities (03P)	1	\$200,000.00	0	\$0.00	1	\$200,000.00	
	Abused and Neglected Children Facilities (03Q)	1	\$21,945.00	0	\$0.00	1	\$21,945.00	
	Total Public Facilities and Improvements	5	\$271,945.00	1	\$71,834.92	6	\$343,779.92	
	Public Services	Public Services (General) (05)	0	\$0.00	4	\$5,000.00	4	\$5,000.00
		Legal Services (05C)	0	\$0.00	2	\$5,000.00	2	\$5,000.00
		Youth Services (05D)	1	\$1,916.25	5	\$190.00	6	\$5,106.25
		Battered and Abused Spouses (05G)	0	\$0.00	2	\$5,000.00	2	\$5,000.00
Health Services (05H)		1	\$0.00	0	\$0.00	1	\$0.00	
Mental Health Services (05O)		1	\$33,857.26	1	\$145.81	2	\$34,003.07	
Substance Payment (05Q)		1	\$2,198.60	3	\$13,169.07	4	\$16,067.67	
Homeownership Assistance (not direct) (05R)		0	\$0.00	3	\$6,413.61	3	\$6,413.61	
Total Public Services		4	\$41,972.11	20	\$34,918.49	24	\$76,890.60	
General Administration and Planning		General Program Administration (21A)	1	\$21,237.73	3	\$103,193.90	4	\$124,431.63
	Submissions or Applications for Federal Program (21E)	1	\$0.00	0	\$0.00	1	\$0.00	
	Total General Administration and Planning	2	\$21,237.73	3	\$103,193.90	5	\$124,431.63	



Activity Group	Activity Category	RAPID CITY		Completed Count	Completed Activities Disbursed	Program Year Count	Total Activities Disbursed
		Underway Count	Underway Activities Disbursed				
Grand Total		24	\$318,897.72	40	\$295,682.03	64	\$614,579.75



U.S. Department of Housing and Urban Development
 Office of Community Planning and Development
 Integrated Disbursement and Information System
 CDBG Summary of Accomplishments
 Program Year: 2011

DATE: 08/10/12
 TIME: 11:50
 PAGE: 3

RAPID CITY


CDBG Sum of Actual Accomplishments by Activity Group and Accomplishment Type

Activity Group	Matrix Code	Accomplishment Type	Open Count	Completed Count	Program Year Totals
Acquisition	Acquisition of Real Property (01)	Persons	0	0	0
		Housing Units	6	5	11
		Public Facilities	0	20	20
Economic Development	Total Acquisition Micro-Enterprise Assistance (18C) Total Economic Development	Persons	6	25	31
		Persons	0	6	6
		Households	0	6	6
		Housing Units	2	7	9
		Housing Units	6	16	22
Housing	Rehab; Single-Unit Residential (14A) Rehab; Multi-Unit Residential (14B)	Housing Units	0	12	12
		Housing Units	6	35	43
Public Facilities and Improvements	Public Facilities and Improvement (General) (03)	Housing Units	0	0	0
		Public Facilities	0	6,919	6,919
		Public Facilities	6,976	0	6,976
		Public Facilities	2,511	0	2,511
		Public Facilities	0	0	0
		Public Facilities	115	0	115
		Public Facilities	9,602	6,919	16,521
		Persons	0	16,558	16,558
		Persons	0	312	312
		Persons	21	1,002	1,023
Public Services	Senior Centers (03A) Homeless Facilities (not operating costs) (03C) Health Facilities (03F) Abused and Neglected Children Facilities (03Q) Total Public Facilities and Improvements Public Services (General) (05) Legal Services (05C) Youth Services (05D) Bettered and Abused Spouses (05G) Health Services (05M) Mental Health Services (05O) Subsistence Payment (05Q) Homeownership Assistance (not direct) (05R) Total Public Services	Persons	0	3,081	3,081
		Persons	10,963	0	10,963
		Persons	37	457	494
		Persons	47	322	369
		Households	0	13	13
		Persons	11,068	21,745	32,813
		Persons	20,684	26,736	49,416



RAPID CITY
CDBG Beneficiaries by Racial / Ethnic Category

Housing-Non Housing	Race	Total Persons	Total Hispanic Persons	Total Households	Total Hispanic Households	
Housing	White	0	0	25	0	
	Black/African American	0	0	0	0	
	American Indian/Alaskan Native	0	0	13	2	
	American Indian/Alaskan Native & White	0	0	2	1	
	Black/African American & White	0	0	1	0	
	Other multi-racial	0	0	2	0	
	Total Housing	0	0	43	3	
	Non Housing	White	26,902	155	14	0
		Black/African American	273	15	2	0
		Asian	303	0	0	0
American Indian/Alaskan Native		9,091	66	7	0	
Native Hawaiian/Other Pacific Islander		58	3	0	0	
American Indian/Alaskan Native & White		955	1	0	0	
Asian & White		88	1	0	0	
Black/African American & White		103	2	0	0	
Amer. Indian/Alaskan Native & Black/African Amer.		44	0	0	0	
Other multi-racial		828	7	1	0	
Total Non Housing	36,645	250	24	0		
Grand Total	White	36,902	155	39	0	
	Black/African American	273	15	2	0	
	Asian	303	0	0	0	
	American Indian/Alaskan Native	9,091	66	20	2	
	Native Hawaiian/Other Pacific Islander	58	3	0	0	
	American Indian/Alaskan Native & White	955	1	2	1	
	Asian & White	88	1	0	0	
	Black/African American & White	103	2	1	0	
	Amer. Indian/Alaskan Native & Black/African Amer.	44	0	0	0	
	Other multi-racial	828	7	3	0	
Total Grand Total	38,645	250	67	3		



RAPID CITY

CDMG Beneficiaries by Income Category

Income Levels	Owner Occupied	Renter Occupied	Persons
Housing			
Extremely Low (<=30%)	3	13	0
Low (>30% and <=50%)	7	0	0
Mod (>50% and <=80%)	1	0	0
Total Low-Mod	11	13	0
Non Low-Mod (>80%)	0	0	0
Total Beneficiaries	11	13	0
Non Housing			
Extremely Low (<=30%)	0	0	19,189
Low (>30% and <=50%)	1	0	468
Mod (>50% and <=80%)	0	0	52
Total Low-Mod	1	0	19,709
Non Low-Mod (>80%)	0	0	3
Total Beneficiaries	1	0	19,712

6. PR 51 – SELECTED CDBG ACCOMPLISHMENT REPORT



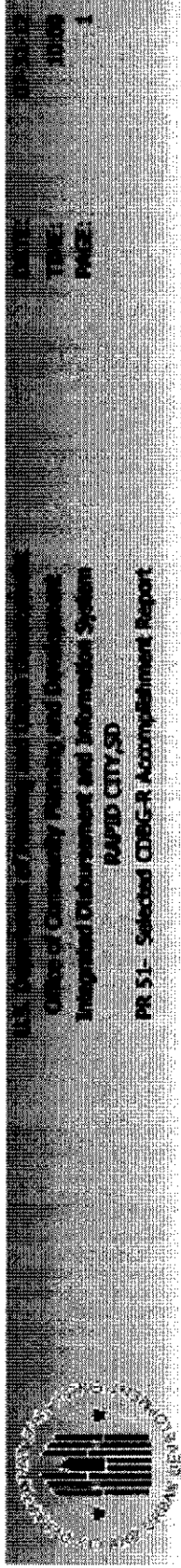
HOUSING

Matrix Code	Eligible Activity	Number of Households Assisted
13	Direct Homeownership Assistance	6
14A	Rehab; Single-Unit Residential	6
14B	Rehab; Multi-Unit Residential	12
Total Number of Households Assisted:		24

PUBLIC SERVICES

Matrix Code	Eligible Activity	Number of Persons Benefiting
05	Public Services (General)	8,378
05C	Legal Services	145
05D	Youth Services	21
05G	Battered and Abused Spouses	1,513
05O	Mental Health Services	37
05Q	Subsistence Payment	73
Total Number of Persons Benefiting:		10,167

7. PR 51 – SELECTED CDBG-R ACCOMPLISHMENT REPORT



JOBS

Number of FTE Jobs
20

Number of CDBG-R FTE Jobs Created/Retained

HOUSING

Matrix Code	Eligible Activity	Number of Households Assisted
14F	Energy Efficiency Improvements	216
		Total Number of Households Assisted: 216


PUBLIC SERVICES

Matrix Code	Eligible Activity	Number of Persons Benefiting
05L	Child Care Services	910
		Total Number of Persons Benefiting: 910

PUBLIC IMPROVEMENTS

Matrix Code	Eligible Activity	Number of Persons Benefiting
03	Public Facilities and Improvement (General)	13,504
03M	Child Care Centers	1,170
		Total Number of Persons Benefiting: 14,674

8. PR 26 - CDBG - CDBG FINANCIAL SUMMARY



LINE 17 DETAIL: ACTIVITIES TO CONSIDER IN DETERMINING THE AMOUNT TO ENTER ON LINE 17
 Report returned no data.

LINE 18 DETAIL: ACTIVITIES TO CONSIDER IN DETERMINING THE AMOUNT TO ENTER ON LINE 18

Plan Year	IDIS Project	IDIS Activity	Activity Name	Matrix Code	National Objective	Drawn Amount
2011	4	360	Repair to change out windows	14B	LHM	\$23,624.00
2011	4	371	Installation of air conditioners	14B	LHM	\$2,465.00
Total						\$26,089.00

LINE 19 DETAIL: ACTIVITIES INCLUDED IN THE COMPUTATION OF LINE 19

Plan Year	IDIS Project	IDIS Activity	Activity Name	Matrix Code	National Objective	Drawn Amount
2007	16	275	CONSUMER CREDIT COUNSELING SERVICES/BH	18C	LHMC	\$6,379.92
2007	16	275	CONSUMER CREDIT COUNSELING SERVICES/BH	18C	LHMC	\$1,792.00
2008	4	284	RCCD Property Acq. & Down Payment/Closing Cost	13	LHM	\$1,473.80
2009	4	302	BH HABITAT - ACQUISITION OF PROPERTY	01	LHM	\$7,950.95
2009	4	304	RCCD - Down Payment/Closing Costs/Property Acquisition	01	LHM	\$27,832.98
2009	4	305	RCCD - Program Delivery Costs	05R	LHM	\$4,316.11
2009	5	307	Teton - Program Delivery Costs	05R	LHM	\$2,095.50
2010	2	328	City of Rapid City - Neighborhood Rest Loan	14A	LHM	\$2,859.78
2010	2	328	City of Rapid City - Neighborhood Rest Loan	14A	LHM	\$994.90
2010	2	328	City of Rapid City - Neighborhood Rest Loan	14A	LHM	\$147.96
2010	3	326	BLACK HILLS HABITAT- Land Acquisition	01	LHM	\$30,000.00
2010	4	331	RCCD-Down Payment/Closing Cost & Acquisition	13	LHM	\$48,586.45
2010	5	333	TETON-Down Payment/Closing Costs	13	LHM	\$5,000.00
2010	5	333	TETON-Down Payment/Closing Costs	13	LHM	\$1,811.66
2010	5	333	TETON-Down Payment/Closing Costs	13	LHM	\$33,000.00
2010	5	333	TETON-Down Payment/Closing Costs	13	LHM	\$1,756.82
2010	5	333	TETON-Down Payment/Closing Costs	13	LHM	\$8,330.14
2010	8	355	Emergency Housing Assistance	05Q	LMC	\$739.92
2010	8	355	Emergency Housing Assistance	05Q	LMC	\$2,597.48
2010	9	339	RC FIRST UNITED-Removation	03C	LMC	\$96.18
2010	9	339	RC FIRST UNITED-Removation	03C	LMC	\$25,000.00
2010	10	340	WELLSPRING-provide two activity rooms	03Q	LMC	\$13,650.00
2010	10	340	WELLSPRING-provide two activity rooms	03Q	LMC	\$8,295.00
2010	11	341	WSDCA-Install a sprinker system	03	LMC	\$11,837.00
2010	11	341	WSDCA-Install a sprinker system	03	LMC	\$15,325.20
2010	11	341	WSDCA-Install a sprinker system	03	LMC	\$3,262.60
2010	11	341	WSDCA-Install a sprinker system	03	LMC	\$1,110.00
2010	11	341	WSDCA-Install a sprinker system	03	LMC	\$8,299.92
2010	12	342	BMS-Meds Program	05O	LMC	\$145.81
2010	15	345	RC Club for Boys-MONTEGUT MADNESS PROGRAM	05D	LMC	(\$699.81)
2010	18	348	PCOH-COUNSELING FOR MEDICATIONS	05Q	LMC	\$445.88
2010	18	348	PCOH-COUNSELING FOR MEDICATIONS	05Q	LMC	\$337.54
2010	18	348	PCOH-COUNSELING FOR MEDICATIONS	05Q	LMC	\$1,048.53
2010	18	348	PCOH-COUNSELING FOR MEDICATIONS	05Q	LMC	\$2,241.45
2010	18	348	PCOH-COUNSELING FOR MEDICATIONS	05Q	LMC	\$3,050.10
2010	20	350	SA-RENT, UTILITY, MORTGAGE ASSISTANCE	05Q	LMC	\$123.77
2010	22	352	YFS-COUNSELING AND INTERVENTION SERVICES	05D	LMC	\$95.00
2010	22	352	YFS-COUNSELING AND INTERVENTION SERVICES	05D	LMC	\$95.00



U.S. Department of Housing and Urban Development
 HUD - CDBG Financial Summary Report
 Program Year 2011
 RAPID CITY, SD

Plan Year	IDIS Project	IDIS Activity	Activity Name	Matrix Code	National Objective	Drawn Amount
2011	2	357	5345713 BH Habitat - Acquisition, Infrastructure, or rehab costs	01	LNC	\$44,000.00
2011	5	361	538508 Down Payment and Closing Cost Assistance	13	LHM	\$21,669.86
2011	7	364	5400982 Construction of new community health center	03P	LNC	\$200,000.00
2011	6	365	5365246 Prescription Medication Program	050	LNC	\$21,403.24
2011	8	365	5374525 Prescription Medication Program	050	LNC	\$3,184.72
2011	8	365	5387236 Prescription Medication Program	050	LNC	\$3,038.31
2011	8	365	5400982 Prescription Medication Program	050	LNC	\$3,206.39
2011	8	365	5405735 Prescription Medication Program	050	LNC	\$3,624.60
2011	9	366	5332242 CML Legal Services	05C	LNC	\$3,757.80
2011	9	366	5385246 CML Legal Services	05C	LNC	\$1,292.20
2011	10	367	538508 211 HELPS Line referral system	05	LNC	\$5,000.00
2011	11	368	5365246 Rent, mortgage and utility bill and deposit assistance	05Q	LNC	\$2,200.00
2011	11	368	5387236 Rent, mortgage and utility bill and deposit assistance	05Q	LNC	\$698.60
2011	12	369	5365246 Salaries, utilities and/or printing costs	05G	LNC	\$5,000.00
2011	13	370	5332242 Counseling Fees	05D	LNC	\$1,045.00
2011	13	370	5345713 Counseling Fees	05D	LNC	\$1,900.00
2011	13	370	5358508 Counseling Fees	05D	LNC	\$1,581.25
2011	13	370	5400982 Counseling Fees	05D	LNC	\$380.00
Total						\$663,389.31