

CITY OF RAPID CITY CONSTRUCTION CHANGE ORDER #1F
DOWNTOWN IMPROVEMENT PROJECT - SIXTH STREET FROM KANSAS CITY STREET TO OMAHA STREET
PROJECT NO. ST10-1817 / CIP NO. 50138
NOVEMBER 11, 2011
ORIGINAL CONTRACT AMOUNT: \$2,931,650.06
CONTRACTOR: HEAVY CONSTRUCTORS, INC.

LINE ITEM	DESCRIPTION	UNIT	CURRENT CONTRACT QUANTITY	UNIT PRICE	EXTENDED PRICE	ADJUSTED QUANTITY	ADJUSTED PRICE	NET CHANGE
1	MOBILIZATION	LS	1.00	\$25,877.00	\$25,877.00	1.00	\$25,877.00	\$0.00
2	INCIDENTAL AND MISCELLANEOUS WORK	LS	1.00	\$66,105.00	\$66,105.00	1.00	\$66,105.00	\$0.00
3	CONSTRUCTION STAKING	LS	1.00	\$37,131.80	\$37,131.80	1.00	\$37,131.80	\$0.00
4	RAILROAD INSURANCE	EA	1.00	\$1,130.00	\$1,130.00	1.00	\$1,130.00	\$0.00
5	CLEARING AND GRUBBING, TREES	EA	14.00	\$226.00	\$3,164.00	12.00	\$2,712.00	(\$452.00)
6	MAINTAIN PEDESTRIAN ACCESS	LS	1.00	\$5,650.00	\$5,650.00	1.00	\$5,650.00	\$0.00
7	REMOVE MANHOLE	EA	1.00	\$791.00	\$791.00	2.00	\$1,582.00	\$791.00
8	SANITARY SEWER ECCENTRIC CONE	EA	3.00	\$1,695.00	\$5,085.00	3.00	\$5,085.00	\$0.00
9	REMOVE AND SALVAGE FIRE HYDRANT, VALVE AND BOX	EA	4.00	\$565.00	\$2,260.00	4.00	\$2,260.00	\$0.00
10	REMOVE AND SALVAGE CURB STOP AND BOX	EA	18.00	\$146.90	\$2,644.20	10.00	\$1,469.00	(\$1,175.20)
11	REMOVE AND DISPOSE OF MISC. RCP STORM SEWER MAIN	LF	577.00	\$9.04	\$5,216.08	577.00	\$5,216.08	\$0.00
12	REMOVE AND DISPOSE OF CONCRETE JUNCTION BOX	EA	2.00	\$565.00	\$1,130.00	2.00	\$1,130.00	\$0.00
13	REMOVE AND DISPOSE OF TYPE "B" INLET	EA	4.00	\$226.00	\$904.00	4.00	\$904.00	\$0.00
14	REMOVE AND DISPOSE OF 5' TYPE "E" INLET	EA	2.00	\$565.00	\$1,130.00	2.00	\$1,130.00	\$0.00
15	REMOVE AND DISPOSE OF AREA INLET	EA	5.00	\$565.00	\$2,825.00	5.00	\$2,825.00	\$0.00
16	REMOVE CONTAMINATED SOIL	CY	1,100.00	\$16.95	\$18,645.00	0.00	\$0.00	(\$18,645.00)
17	REMOVE CONTAMINATED WATER	KGAL	200.00	\$50.00	\$10,000.00	0.00	\$0.00	(\$10,000.00)
18	REMOVE AND DISPOSE OF AC PAVEMENT	SY	82.00	\$6.21	\$509.22	82.00	\$509.22	\$0.00
19	REMOVE AND DISPOSE OF PCC PAVEMENT WITH AC OVERLAY	SY	8,482.00	\$4.97	\$42,155.54	8,482.00	\$42,155.54	\$0.00
20	DRIVEWAY PAVEMENT AND FILLET	SY	526.00	\$6.22	\$3,271.72	526.00	\$3,271.72	\$0.00
21	REMOVE AND DISPOSE OF CONCRETE CURB AND GUTTER	1.00	2,162.00	\$3.39	\$7,329.18	2,162.00	\$7,329.18	\$0.00

LINE ITEM	DESCRIPTION	UNIT	CURRENT CONTRACT QUANTITY	UNIT PRICE	EXTENDED PRICE	ADJUSTED QUANTITY	ADJUSTED PRICE	NET CHANGE
22	REMOVE AND DISPOSE OF PCC SIDEWALK	SF	32,311.00	\$1.53	\$49,435.83	31,874.00	\$48,767.22	(\$668.61)
23	REMOVE LIGHT POLE FOOTING	EA	28.00	\$395.50	\$11,074.00	33.00	\$13,051.50	\$1,977.50
24	REMOVE AND SALVAGE LIGHT POLE & LUMINAIRE	EA	20.00	\$282.50	\$5,650.00	24.00	\$6,780.00	\$1,130.00
25	REMOVE ELECTRICAL EQUIPMENT	EA	5.00	\$452.00	\$2,260.00	5.00	\$2,260.00	\$0.00
26	REMOVE ABANDONED UNDERGROUND FEEDERS	LS	1.00	\$678.00	\$678.00	1.00	\$678.00	\$0.00
27	STREET	EA	2.00	\$791.00	\$1,582.00	2.00	\$1,582.00	\$0.00
28	REMOVE AND SALVAGE SIGN	EA	30.00	\$56.50	\$1,695.00	25.00	\$1,412.50	(\$282.50)
29	REMOVE AND DISPOSE OF SIDEWALK DRAIN AND METAL TRENCH COVER	LF	190.00	\$3.39	\$644.10	156.50	\$530.54	(\$113.56)
30	REMOVE AND SALVAGE EXISTING TREE GRATE	EA	33.00	\$113.00	\$3,729.00	33.00	\$3,729.00	\$0.00
31	REMOVE, SALVAGE, AND REPLACE NEWSPAPER STANDS	EA	1.00	\$135.60	\$135.60	1.00	\$135.60	\$0.00
32	CONCRETE GARBAGE RECEPTACLE	EA	11.00	\$79.10	\$870.10	11.00	\$870.10	\$0.00
33	REMOVE AND SALVAGE CONCRETE TABLES	EA	6.00	\$113.00	\$678.00	2.00	\$226.00	(\$452.00)
34	REMOVE AND SALVAGE CONCRETE BENCH	EA	6.00	\$113.00	\$678.00	2.00	\$226.00	(\$452.00)
35	REMOVE AND SALVAGE WOODEN BENCH	EA	2.00	\$158.20	\$316.40	6.00	\$949.20	\$632.80
36	REMOVE AND DISPOSE OF BRICK BENCH	EA	1.00	\$169.50	\$169.50	1.00	\$169.50	\$0.00
37	REMOVE AND SALVAGE CONCRETE PLANTERS	EA	3.00	\$226.00	\$678.00	1.00	\$226.00	(\$452.00)
38	REMOVE AND SALVAGE EXISTING BRICK INLAY	SF	471.00	\$6.78	\$3,193.38	471.00	\$3,193.38	\$0.00
39	RELOCATE CONDUIT AND WIRING TO EXISTING SIGNAL CABINETS	LS	1.00	\$1,695.00	\$1,695.00	1.00	\$1,695.00	\$0.00
40	REVISE LOCATION OF EXISTING ELECTRICAL CABINET	LS	1.00	\$2,028.35	\$2,028.35	1.00	\$2,028.35	\$0.00
41	AASHTO T-180 SOIL TEST	EA	8.00	\$192.10	\$1,536.80	4.00	\$768.40	(\$768.40)
42	EXCAVATION, UNCLASSIFIED	CY	3,500.00	\$13.56	\$47,460.00	3,500.00	\$47,460.00	\$0.00
43	EXCAVATION, UNCLASSIFIED- DIGOUTS	CY	800.00	\$6.78	\$5,424.00	0.00	\$0.00	(\$5,424.00)
44	EXCAVATION, UNCLASSIFIED - DIGOUTS W/SUGAR ROCK	T	600.00	\$31.64	\$18,984.00	128.10	\$4,053.08	(\$14,930.92)
45	WOVEN GEOTEXTILE FABRIC	SY	650.00	\$3.95	\$2,567.50	5,945.50	\$23,484.73	\$20,917.23

LINE ITEM	DESCRIPTION	UNIT	CURRENT CONTRACT QUANTITY	UNIT PRICE	EXTENDED PRICE	ADJUSTED QUANTITY	ADJUSTED PRICE	NET CHANGE
46	IMPORTED BACKFILL MATERIAL (GRADING)	CY	800.00	\$11.30	\$9,040.00	733.00	\$8,282.90	(\$757.10)
47	PLANTER SOILS	CY	28.00	\$67.80	\$1,898.40	89.19	\$6,047.08	\$4,148.68
48	RAIN GARDEN - PLANTER SOIL	CY	14.50	\$67.80	\$983.10	14.85	\$1,006.83	\$23.73
49	STRUCTURAL SOIL	CY	61.78	\$67.80	\$4,188.68	61.78	\$4,188.68	\$0.00
50	4" UNDERDRAIN LINE	LF	2,212.00	\$7.14	\$15,793.68	2,212.00	\$15,793.68	\$0.00
51	RAIN GARDEN - 4" PERF PIPE	LF	77.00	\$7.82	\$602.14	77.00	\$602.14	\$0.00
52	RAIN GARDEN - 4" SOLID PIPE	EA	160.00	\$7.75	\$1,240.00	160.00	\$1,240.00	\$0.00
53	CONNECT 4" UNDERDRAIN LINE TO INLET	EA	30.00	\$197.75	\$5,932.50	30.00	\$5,932.50	\$0.00
54	COMMON UTILITY TRENCH - (TRENCH/BACKFILL)	LF	1,680.00	\$11.30	\$18,984.00	1,680.00	\$18,984.00	\$0.00
55	16" 14 G STEEL PIPE CASING AND BORE	LF	57.00	\$257.05	\$14,651.85	57.00	\$14,651.85	\$0.00
56	CONDUIT	LF	890.00	\$17.04	\$15,165.60	890.00	\$15,165.60	\$0.00
57	WATER MAIN CONCRETE ENCASMENT	LF	181.00	\$56.50	\$10,226.50	159.00	\$8,983.50	(\$1,243.00)
58	IMPORTED BORROW MATERIAL, (TRENCH)	CY	500.00	\$11.30	\$5,650.00	0.00	\$0.00	(\$5,650.00)
59	CONTROLLED LOW STRENGTH BACKFILL MATERIAL (TRENCH)	CY	50.00	\$113.00	\$5,650.00	0.00	\$0.00	(\$5,650.00)
60	TYPE II FOUNDATION MATERIAL	CY	400.00	\$40.68	\$16,272.00	18.90	\$768.85	(\$15,503.15)
61	8" SANITARY SEWER MAIN (8' - 10')	LF	224.00	\$25.88	\$5,797.12	224.00	\$5,797.12	\$0.00
62	4" PVC SANITARY SEWER SERVICE LINE	LF	179.00	\$22.98	\$4,113.42	155.00	\$3,561.90	(\$551.52)
63	4" PVC 45 DEGREE BEND	EA	2.00	\$181.41	\$362.82	3.00	\$544.23	\$181.41
64	4" PVC WYE	EA	3.00	\$371.14	\$1,113.42	3.00	\$1,113.42	\$0.00
65	STANDARD MANHOLE 48"	EA	2.00	\$2,793.39	\$5,586.78	2.00	\$5,586.78	\$0.00
66	EXTRA MANHOLE DEPTH (48")	VF	6.00	\$191.31	\$1,147.86	6.00	\$1,147.86	\$0.00
67	4" PVC SANITARY SEWER CLEANOUT	EA	3.00	\$227.52	\$682.56	3.00	\$682.56	\$0.00
68	REMOVE AND DISPOSE OF CLEANOUT MANHOLE	EA	1.00	\$565.00	\$565.00	1.00	\$565.00	\$0.00
69	CONNECT TO EXISTING SANITARY SEWER MAIN	EA	4.00	\$805.84	\$3,223.36	4.00	\$3,223.36	\$0.00
70	RECONNECT SANITARY SEWER SERVICE	EA	3.00	\$529.94	\$1,589.82	3.00	\$1,589.82	\$0.00
71	DISCONNECT & PLUG SANITARY SEWER MAIN - 6" CAP	EA	1.00	\$184.74	\$184.74	0.00	\$0.00	(\$184.74)
72	MANHOLE ALTERATIONS	EA	4.00	\$1,546.07	\$6,184.28	3.00	\$4,638.21	(\$1,546.07)
73	6" PVC WATER MAIN C-900, CLASS 150	LF	144.00	\$24.80	\$3,571.20	82.00	\$2,033.60	(\$1,537.60)

LINE ITEM	DESCRIPTION	UNIT	CURRENT CONTRACT QUANTITY	UNIT PRICE	EXTENDED PRICE	ADJUSTED QUANTITY	ADJUSTED PRICE	NET CHANGE
74	8" PVC WATER MAIN C-900, CLASS 150	LF	1,275.00	\$29.85	\$38,058.75	1,271.50	\$37,954.28	(\$104.47)
75	4" DIP WATER SERVICE LINE W/ NITRILE GASKETS	LF	50.00	\$52.85	\$2,642.50	0.00	\$0.00	(\$2,642.50)
76	6" DIP WATER MAIN W/ NITRILE GASKETS	LF	75.00	\$56.77	\$4,257.75	0.00	\$0.00	(\$4,257.75)
77	8" DIP WATER MAIN W/ NITRILE GASKETS	LF	200.00	\$60.93	\$12,186.00	0.00	\$0.00	(\$12,186.00)
78	4" 45 DEGREE BEND	EA	4.00	\$280.27	\$1,121.08	6.00	\$1,681.62	\$560.54
79	6" 45 DEGREE BEND	EA	2.00	\$322.70	\$645.40	2.00	\$645.40	\$0.00
80	8" 45 DEGREE BEND	EA	2.00	\$433.45	\$866.90	2.00	\$866.90	\$0.00
81	8" 90 DEGREE BEND	EA	1.00	\$456.37	\$456.37	2.00	\$912.74	\$456.37
82	4" MJ PLUG	EA	1.00	\$222.69	\$222.69	1.00	\$222.69	\$0.00
83	8" X 6" REDUCER	EA	1.00	\$401.24	\$401.24	1.00	\$401.24	\$0.00
84	8"X8"X4" TEE	EA	6.00	\$521.05	\$3,126.30	6.00	\$3,126.30	\$0.00
85	8"X8"X6" TEE	EA	6.00	\$555.17	\$3,331.02	6.00	\$3,331.02	\$0.00
86	4" GATE VALVE W/ BOX	EA	5.00	\$925.17	\$4,625.85	5.00	\$4,625.85	\$0.00
87	6" GATE VALVE W/ BOX	EA	2.00	\$1,068.62	\$2,137.24	2.00	\$2,137.24	\$0.00
88	FIRE HYDRANT W/AUX VALVE, BOX & LEAD	EA	4.00	\$4,834.62	\$19,338.48	4.00	\$19,338.48	\$0.00
89	1" COPPER WATER SERVICE	LF	387.00	\$24.25	\$9,384.75	205.00	\$4,971.25	(\$4,413.50)
90	1.5" COPPER WATER SERVICE	LF	137.00	\$32.79	\$4,492.23	72.00	\$2,360.88	(\$2,131.35)
91	2" COPPER WATER SERVICE	LF	60.00	\$50.60	\$3,036.00	63.00	\$3,187.80	\$151.80
92	4" PVC WATER SERVICE C-900, CLASS 150	LF	185.00	\$21.48	\$3,973.80	118.00	\$2,534.64	(\$1,439.16)
93	1" TAPPING SADDLE	EA	8.00	\$281.48	\$2,251.84	6.00	\$1,688.88	(\$562.96)
94	STOP	EA	4.00	\$562.54	\$2,250.16	3.00	\$1,687.62	(\$562.54)
95	2" TAPPING SADDLE & CORP STOP	EA	1.00	\$780.49	\$780.49	3.00	\$2,341.47	\$1,560.98
96	1.5" CURB STOP & BOX	EA	4.00	\$467.74	\$1,870.96	3.00	\$1,403.22	(\$467.74)
97	2" CURB STOP & BOX	EA	1.00	\$604.50	\$604.50	2.00	\$1,209.00	\$604.50
98	ABANDON VALVE BOX	EA	7.00	\$169.50	\$1,186.50	7.00	\$1,186.50	\$0.00
99	MAIN	EA	8.00	\$600.99	\$4,807.92	8.00	\$4,807.92	\$0.00
100	RECONNECT WATER SERVICE	EA	17.00	\$274.16	\$4,660.72	14.00	\$3,838.24	(\$822.48)
101	ADJUST EXISTING VALVE	EA	3.00	\$282.50	\$847.50	3.00	\$847.50	\$0.00
102	VALVE	EA	4.00	\$553.27	\$2,213.08	4.00	\$2,213.08	\$0.00
103	CATHODIC CONTROL TEST STATION, COMPLETE	EA	4.00	\$355.13	\$1,420.52	4.00	\$1,420.52	\$0.00
104	CATHODIC PROTECTION ANODE (17 - 18 lb ZINC)	EA	71.00	\$207.52	\$14,733.92	84.00	\$17,431.68	\$2,697.76
105	CATHODIC PROTECTION, CONTAMINATED SOIL, (18 lb ANODE BAG)	EA	32.00	\$213.12	\$6,819.84	0.00	\$0.00	(\$6,819.84)

LINE ITEM	DESCRIPTION	UNIT	CURRENT CONTRACT QUANTITY	UNIT PRICE	EXTENDED PRICE	ADJUSTED QUANTITY	ADJUSTED PRICE	NET CHANGE
106	12" RCP, CLASS II	LF	17.00	\$42.64	\$724.88	17.00	\$724.88	\$0.00
107	15" RCP, CLASS II	LF	2.00	\$314.17	\$628.34	0.00	\$0.00	(\$628.34)
108	18" RCP, CLASS II	LF	795.00	\$40.14	\$31,911.30	745.00	\$29,904.30	(\$2,007.00)
109	24" RCP, CLASS II	LF	557.00	\$49.32	\$27,471.24	575.00	\$28,359.00	\$887.76
110	30" RCP, CLASS II	LF	127.00	\$63.24	\$8,031.48	125.00	\$7,905.00	(\$126.48)
111	30" RCP, CLASS V	LF	57.00	\$132.96	\$7,578.72	57.00	\$7,578.72	\$0.00
112	JACKING OF 30" CLASS V RCP (UNDER RAILROAD TRACKS)	LF	57.00	\$470.96	\$26,844.72	57.00	\$26,844.72	\$0.00
113	36" RCP, CLASS II, ARCH	LF	189.00	\$120.24	\$22,725.36	189.00	\$22,725.36	\$0.00
114	RCP ARCH TO ROUND TRANSITION - 36" ARCH X 24" RCP	EA	1.00	\$2,510.32	\$2,510.32	1.00	\$2,510.32	\$0.00
115	24" RCP, 45 DEGREE BEND	EA	2.00	\$2,105.36	\$4,210.72	2.00	\$4,210.72	\$0.00
116	36" RCP, 25 DEGREE BEND, ARCH	EA	1.00	\$2,181.81	\$2,181.81	1.00	\$2,181.81	\$0.00
117	12" RCP PLUG/CAP	EA	2.00	\$203.66	\$407.32	2.00	\$407.32	\$0.00
118	15" RCP PLUG/CAP	EA	1.00	\$208.80	\$208.80	1.00	\$208.80	\$0.00
119	18" RCP PLUG/CAP	EA	4.00	\$256.87	\$1,027.48	0.00	\$0.00	(\$1,027.48)
120	24" RCP PLUG/CAP	EA	5.00	\$279.00	\$1,395.00	9.00	\$2,511.00	\$1,116.00
121	18" X 24" RCP INCREASER	EA	2.00	\$357.33	\$714.66	2.00	\$714.66	\$0.00
122	24" X 24" X 24" RCP TEE	EA	2.00	\$802.62	\$1,605.24	2.00	\$1,605.24	\$0.00
123	30" X 30" X 12" RCP TEE	EA	1.00	\$989.91	\$989.91	1.00	\$989.91	\$0.00
124	36" X 36" X 18", 36" ARCH X 18" RCP TEE	EA	1.00	\$2,450.24	\$2,450.24	1.00	\$2,450.24	\$0.00
125	4' X 4' RCP JUNCTION BOX	EA	2.00	\$4,344.58	\$8,689.16	2.00	\$8,689.16	\$0.00
126	CONNECT TO EXISTING STORM SEWER MANHOLE	EA	5.00	\$565.00	\$2,825.00	5.00	\$2,825.00	\$0.00
127	TYPE "B" INLET W/ VANED GRATE	EA	9.00	\$2,004.31	\$18,038.79	9.00	\$18,038.79	\$0.00
128	REINFORCED SPECIAL TYPE "B" INLET, WITH VANED GRATE	EA	4.00	\$3,812.31	\$15,249.24	4.00	\$15,249.24	\$0.00
129	AREA INLET	EA	2.00	\$3,076.78	\$6,153.56	2.00	\$6,153.56	\$0.00
130	DOUBLE TYPE "B" INLET	EA	2.00	\$3,780.13	\$7,560.26	2.00	\$7,560.26	\$0.00
131	SPECIAL ALLEY INLET	EA	4.00	\$4,493.42	\$17,973.68	4.00	\$17,973.68	\$0.00
132	EROSION, SEDIMENT, AND WATER POLLUTION CONTROL	LS	1.00	\$1,695.00	\$1,695.00	1.00	\$1,695.00	\$0.00
133	SILT FENCING	LF	64.00	\$5.08	\$325.12	0.00	\$0.00	(\$325.12)
134	ROCK CHECK DAM	LF	98.00	\$12.83	\$1,257.34	0.00	\$0.00	(\$1,257.34)
135	12" COMPOST SOCKS	LF	112.00	\$3.95	\$442.40	112.00	\$442.40	\$0.00
136	EROSION AND SEDIMENT CONTROL, INLET PROTECTION	EA	24.00	\$113.00	\$2,712.00	24.00	\$2,712.00	\$0.00
137	CONSTRUCT SEDIMENTATION PONDS	LS	6.00	\$1,695.00	\$10,170.00	0.00	\$0.00	(\$10,170.00)
138	AGGREGATE BASE COURSE, 3/4"	T	2,410.00	\$18.08	\$43,572.80	2,745.00	\$49,629.60	\$6,056.80
139	TEMPORARY	T	500.00	\$18.08	\$9,040.00	419.03	\$7,576.06	(\$1,463.94)

LINE ITEM	DESCRIPTION	UNIT	CURRENT CONTRACT QUANTITY	UNIT PRICE	EXTENDED PRICE	ADJUSTED QUANTITY	ADJUSTED PRICE	NET CHANGE
140	AC CLASS E, TYPE 1 PG64-28 (ALLEY REPAIR)	T	51.00	\$157.07	\$8,010.57	17.22	\$2,704.75	(\$5,305.82)
141	PCC PAVEMENT, 9" REINFORCED	SY	6.00	\$113.00	\$678.00	0.00	\$0.00	(\$678.00)
142	PCC APPROACH PAVEMENT, REINFORCED, 6"	SY	396.00	\$76.84	\$30,428.64	145.80	\$11,203.27	(\$19,225.37)
143	PCC DRIVEWAY PAVEMENT, REINFORCED, 6"	SY	33.00	\$76.84	\$2,535.72	471.40	\$36,222.38	\$33,686.66
144	NONREINFORCED	SY	7,393.00	\$62.00	\$458,366.00	7,435.20	\$460,982.40	\$2,616.40
145	CONCRETE CURB & GUTTER, TYPE B6-9	LF	1,975.00	\$20.34	\$40,171.50	1,956.90	\$39,803.35	(\$368.15)
146	CONCRETE "P9" GUTTER	LF	237.00	\$19.21	\$4,552.77	393.00	\$7,549.53	\$2,996.76
147	9"	SY	224.00	\$79.10	\$17,718.40	211.99	\$16,768.41	(\$949.99)
148	DOWEL BAR ASSEMBLY	LF	5,618.00	\$10.17	\$57,135.06	5,561.00	\$56,555.37	(\$579.69)
149	EXPANSION JOINTS	LF	5,577.00	\$2.26	\$12,604.02	5,577.00	\$12,604.02	\$0.00
150	STANDARD REINFORCED CONCRETE - 4" THICKNESS	SF	20,653.00	\$4.98	\$102,851.94	14,205.00	\$70,740.90	(\$32,111.04)
151	STANDARD REINFORCED CONCRETE - 6" THICKNESS	SF	1,974.00	\$5.77	\$11,389.98	258.50	\$1,491.55	(\$9,898.43)
152	COLORED CONCRETE - RAWHIDE (4" Thickness), REINFORCED	SF	5,942.00	\$5.54	\$32,918.68	4,784.00	\$26,503.36	(\$6,415.32)
153	COLORED CONCRETE - RAWHIDE (6" Thickness), REINFORCED	SF	408.00	\$6.81	\$2,778.48	202.00	\$1,375.62	(\$1,402.86)
154	ROSEMARY (4" Thickness), REINFORCED	SF	12,666.00	\$5.33	\$67,509.78	11,009.00	\$58,677.97	(\$8,831.81)
155	ROSEMARY (6" Thickness), REINFORCED	SF	892.00	\$6.24	\$5,566.08	670.00	\$4,180.80	(\$1,385.28)
156	COLORED CONCRETE - SEQUOIA SAND (Node), REINFORCED	SF	892.00	\$5.72	\$5,102.24	933.00	\$5,336.76	\$234.52
157	FLAGSTONE BROWN, REINFORCED	SF	383.00	\$5.71	\$2,186.93	383.00	\$2,186.93	\$0.00
158	STAMPED CONCRETE, REINFORCED	SF	498.00	\$6.93	\$3,451.14	560.80	\$3,886.34	\$435.20
159	NODE HANDICAP RAMP	EA	2.00	\$1,695.00	\$3,390.00	2.00	\$3,390.00	\$0.00
160	TRENCH DRAIN	LF	152.00	\$142.38	\$21,641.76	113.10	\$16,103.18	(\$5,538.58)
161	DETECTIBLE WARNING PANELS (2x4)	SF	276.00	\$54.24	\$14,970.24	412.00	\$22,346.88	\$7,376.64
162	TYPE C WALL (Prairie Edge)	LF	96.00	\$76.84	\$7,376.64	84.00	\$6,454.56	(\$922.08)
163	COLORED BAND IN TYPE C WALL	LF	108.00	\$90.40	\$9,763.20	108.00	\$9,763.20	\$0.00
164	CHEEK WALL (Prairie Edge)	LF	13.00	\$158.20	\$2,056.60	17.00	\$2,689.40	\$632.80
165	PRECAST CONCRETE WALLS	LF	291.00	\$67.80	\$19,729.80	202.00	\$13,695.60	(\$6,034.20)
166	CONCRETE CURB AT PLANTERS	LF	505.00	\$28.25	\$14,266.25	661.00	\$18,673.25	\$4,407.00
167	WARNING	LF	42.00	\$135.60	\$5,695.20	42.00	\$5,695.20	\$0.00


LINE ITEM	DESCRIPTION	UNIT	CURRENT CONTRACT QUANTITY	UNIT PRICE	EXTENDED PRICE	ADJUSTED QUANTITY	ADJUSTED PRICE	NET CHANGE
168	RAIN GARDEN - CUT PRECAST NOTCH	EA	21.00	\$847.50	\$17,797.50	21.00	\$17,797.50	\$0.00
169	RAIN GARDEN - MISC MATERIALS @ EACH	EA	7.00	\$1,130.00	\$7,910.00	7.00	\$7,910.00	\$0.00
170	MINERAL MULCH	CY	18.00	\$93.43	\$1,681.74	19.70	\$1,840.57	\$158.83
171	GUARD RAILS	LF	91.00	\$66.31	\$6,034.21	90.00	\$5,967.90	(\$66.31)
172	HAND RAILS	LF	130.00	\$52.64	\$6,843.20	124.00	\$6,527.36	(\$315.84)
173	SITE FURNISHING - 6' BENCH	EA	5.00	\$1,566.67	\$7,833.35	5.00	\$7,833.35	\$0.00
174	SITE FURNISHING - 4' BENCH	EA	3.00	\$1,360.45	\$4,081.35	3.00	\$4,081.35	\$0.00
175	SITE FURNISHING - 4' BENCH NO BACK	EA	6.00	\$1,167.60	\$7,005.60	6.00	\$7,005.60	\$0.00
176	SITE FURNISHING - WASTE RECEPTACLE	EA	14.00	\$1,124.28	\$15,739.92	10.00	\$11,242.80	(\$4,497.12)
177	SITE FURNISHING - BICYCLE RACK	EA	13.00	\$553.09	\$7,190.17	13.00	\$7,190.17	\$0.00
178	SKATESTOPPERS	EA	267.00	\$25.31	\$6,757.77	242.00	\$6,125.02	(\$632.75)
179	CLOCK TOWER INCLUDING Footing, with Electrical Service	EA	1.00	\$18,851.79	\$18,851.79	1.00	\$18,851.79	\$0.00
180	SITE FURNISHING - TREE GRATE 2 (4x4)	EA	6.00	\$1,377.70	\$8,266.20	6.00	\$8,266.20	\$0.00
181	SITE FURNISHING - TREE GRATE 1 (9x4)	EA	23.00	\$2,469.50	\$56,798.50	23.00	\$56,798.50	\$0.00
182	SITE FURNISHING - PLANTER WITH SOIL AND PLANTINGS	EA	19.00	\$1,354.87	\$25,742.53	19.00	\$25,742.53	\$0.00
183	SITE FURNISHING - BOLLARDS	EA	4.00	\$565.00	\$2,260.00	5.00	\$2,825.00	\$565.00
184	PERENNIAL TRANSPLANT	EA	50.00	\$47.91	\$2,395.50	25.00	\$1,197.75	(\$1,197.75)
185	SHRUB TRANSPLANT	EA	35.00	\$47.91	\$1,676.85	20.00	\$958.20	(\$718.65)
186	DECIDUOUS TREES (2-3" CAL)	EA	19.00	\$407.25	\$7,737.75	22.00	\$8,959.50	\$1,221.75
187	PERENNIAL & GRASSES	EA	942.00	\$26.35	\$24,821.70	938.00	\$24,716.30	(\$105.40)
188	IRRIGATION SYSTEM	LS	1.00	\$45,276.84	\$45,276.84	1.00	\$45,276.84	\$0.00
189	IRRIGATION - RELOCATE BP	LS	1.00	\$5,749.44	\$5,749.44	1.00	\$5,749.44	\$0.00
190	RESET TIME CAPSULE	LS	1.00	\$1,695.00	\$1,695.00	1.00	\$1,695.00	\$0.00
191	2" RIGID CONDUIT, SCHEDULE 40	LF	2,895.00	\$5.67	\$16,414.65	3,165.00	\$17,945.55	\$1,530.90
192	2" RIGID CONDUIT, SCHEDULE 80	LF	2,320.00	\$5.74	\$13,316.80	2,375.00	\$13,632.50	\$315.70
193	1/C #3 AWG COPPER WIRE	LF	70.00	\$3.41	\$238.70	138.00	\$470.58	\$231.88
194	1/C #4 AWG COPPER WIRE	LF	1,030.00	\$3.36	\$3,460.80	1,030.00	\$3,460.80	\$0.00
195	1/C #6 AWG COPPER WIRE	LF	11,730.00	\$1.08	\$12,668.40	11,730.00	\$12,668.40	\$0.00
196	1/C #8 AWG COPPER WIRE	LF	19,435.00	\$0.69	\$13,410.15	19,435.00	\$13,410.15	\$0.00
197	1/C #10 AWG COPPER WIRE	LF	9,500.00	\$0.45	\$4,275.00	9,680.00	\$4,356.00	\$81.00
198	2/C #10 COPPER POLE & BRACKET CABLE	EA	66.00	\$61.90	\$4,085.40	66.00	\$4,085.40	\$0.00
199	FIBER OPTIC CABLE	CLF	19.30	\$88.28	\$1,703.80	21.50	\$1,898.02	\$194.22

LINE ITEM	DESCRIPTION	UNIT	CURRENT CONTRACT QUANTITY	UNIT PRICE	EXTENDED PRICE	ADJUSTED QUANTITY	ADJUSTED PRICE	NET CHANGE
200	11" X 18", 18" DEEP NON METALLIC J-BOX	EA	50.00	\$490.15	\$24,507.50	50.00	\$24,507.50	\$0.00
201	30' ROADWAY POLE	EA	13.00	\$6,728.88	\$87,475.44	13.00	\$87,475.44	\$0.00
202	12' PEDESTRIAN POLE	EA	19.00	\$4,384.31	\$83,301.89	19.00	\$83,301.89	\$0.00
203	MH	EA	19.00	\$1,022.86	\$19,434.34	19.00	\$19,434.34	\$0.00
204	ROADWAY LUMINAIRE, 250W MH	EA	13.00	\$1,648.01	\$21,424.13	13.00	\$21,424.13	\$0.00
205	PEDESTRIAN LUMINAIRE, (1) 175W MH, (1) LED	EA	1.00	\$3,271.18	\$3,271.18	1.00	\$3,271.18	\$0.00
206	ROADWAY LUMINAIRE, 250W MH, (1) LED	EA	1.00	\$3,900.43	\$3,900.43	1.00	\$3,900.43	\$0.00
207	2' DIAMETER FOOTING	EA	32.00	\$1,484.82	\$47,514.24	36.00	\$53,453.52	\$5,939.28
208	ELECTRICAL SERVICE CABINET W/ PANEL W/FOOTING	EA	5.00	\$4,407.00	\$22,035.00	5.00	\$22,035.00	\$0.00
209	LIGHT POLE (work arounds)	EA	8.00	\$452.00	\$3,616.00	0.00	\$0.00	(\$3,616.00)
210	PAVEMENT MARKING PAINT, 4" WHITE	LF	720.00	\$0.11	\$79.20	545.00	\$59.95	(\$19.25)
211	PAVEMENT MARKING PAINT, YELLOW CURB	LF	150.00	\$1.13	\$169.50	557.00	\$629.41	\$459.91
212	PAVEMENT MARKING PAINT, BLUE CURB	LF	254.00	\$1.69	\$429.26	179.00	\$302.51	(\$126.75)
213	PAVEMENT MARKING PAINT, HANDICAP SYMBOL	EA	8.00	\$28.25	\$226.00	9.00	\$254.25	\$28.25
214	SHARROW SYMBOL	EA	24.00	\$45.20	\$1,084.80	24.00	\$1,084.80	\$0.00
215	COLD APPLIED PLASTIC PAVEMENT MARKING, 4" WHITE	LF	3,000.00	\$2.71	\$8,130.00	2,334.00	\$6,325.14	(\$1,804.86)
216	COLD APPLIED PLASTIC PAVEMENT MARKING, 4" YELLOW	LF	2,450.00	\$2.71	\$6,639.50	2,566.00	\$6,953.86	\$314.36
217	COLD APPLIED PLASTIC PAVEMENT MARKING, 24" WHITE	LF	410.00	\$20.34	\$8,339.40	464.00	\$9,437.76	\$1,098.36
218	COLD APPLIED PLASTIC PAVEMENT MARKING, 24" YELLOW	LF	66.00	\$20.34	\$1,342.44	51.00	\$1,037.34	(\$305.10)
219	COLD APPLIED PLASTIC PAVEMENT MARKING, ARROW	EA	4.00	\$197.75	\$791.00	4.00	\$791.00	\$0.00
220	PAVEMENT MARKING, RR CROSSING	EA	2.00	\$1,921.00	\$3,842.00	2.00	\$3,842.00	\$0.00
221	GROOVE FOR COLD APPLIED PLASTIC PAVEMENT MARKING, 4"	LF	5,450.00	\$0.28	\$1,526.00	4,900.00	\$1,372.00	(\$154.00)
222	GROOVE FOR COLD APPLIED PLASTIC PAVEMENT MARKING, 24"	LF	476.00	\$2.26	\$1,075.76	515.00	\$1,163.90	\$88.14
223	GROOVE FOR COLD APPLIED PLASTIC PAVEMENT MARKING, ARROW	LF	4.00	\$84.75	\$339.00	4.00	\$339.00	\$0.00


LINE ITEM	DESCRIPTION	UNIT	CURRENT CONTRACT QUANTITY	UNIT PRICE	EXTENDED PRICE	ADJUSTED QUANTITY	ADJUSTED PRICE	NET CHANGE
224	GROOVING FOR COLD APPLIED PLASTIC PAVEMENT MARKING, RR CROSSING	LF	2.00	\$565.00	\$1,130.00	2.00	\$1,130.00	\$0.00
225	REGULATORY SIGN	EA	80.00	\$101.70	\$8,136.00	68.00	\$6,915.60	(\$1,220.40)
226	SIGN POST	EA	72.00	\$73.45	\$5,288.40	44.00	\$3,231.80	(\$2,056.60)
227	TRAFFIC CONTROL PLAN PREPARATION	LS	1.00	\$1,130.00	\$1,130.00	1.00	\$1,130.00	\$0.00
228	TRAFFIC CONTROL	LS	1.00	\$25,425.00	\$25,425.00	1.00	\$25,425.00	\$0.00
229	606 MAIN STREET - INFILL	LS	1.00	\$28,730.25	\$28,730.25	1.00	\$28,730.25	\$0.00
230	513 TO 519 6th - INFILL AND MOVE FIRE SERVICE	LS	1.00	\$53,262.55	\$53,262.55	1.00	\$53,262.55	\$0.00
231	523 6th - REPLACE STRUCTURAL COVER AND HATCH	LS	1.00	\$7,772.14	\$7,772.14	1.00	\$7,772.14	\$0.00
232	601 ST. JOE - REPLACE STRUCTURAL COVER	LS	1.00	\$26,696.25	\$26,696.25	1.00	\$26,696.25	\$0.00
233	522 6th - INFILL	LS	1.00	\$43,917.45	\$43,917.45	1.00	\$43,917.45	\$0.00
234	512 6th - REPLACE STRUCTURAL COVERS	LS	1.00	\$10,249.10	\$10,249.10	1.00	\$10,249.10	\$0.00
235	508 6th - REPLACE STRUCTURAL COVERS	LS	1.00	\$10,791.50	\$10,791.50	1.00	\$10,791.50	\$0.00
236	INSTALL 32" X 38" FRAME & GRATE	LS	1.00	\$3,576.45	\$3,576.45	1.00	\$3,576.45	\$0.00
237	1" RIGID CONDUIT, SCHEDULE 40	LF	160.00	\$3.74	\$598.40	160.00	\$598.40	\$0.00
238	4" RIGID CONDUIT, SCHEDULE 40	LF	500.00	\$6.83	\$3,415.00	665.00	\$4,541.95	\$1,126.95
239	3" RIGID CONDUIT, SCHEDULE 80	LF	360.00	\$4.79	\$1,724.40	520.00	\$2,490.80	\$766.40
240	4" RIGID CONDUIT, SCHEDULE 80	LF	280.00	\$9.09	\$2,545.20	495.00	\$4,499.55	\$1,954.35
241	6" RIGID CONDUIT, SCHEDULE 80	LF	360.00	\$21.14	\$7,610.40	360.00	\$7,610.40	\$0.00
	CHANGE ORDER #1F							
242	RFP #1 - MSS ELECTRIC	LS	0.00	\$12,316.50	\$0.00	1.00	\$12,316.50	\$12,316.50
243	RFP #2 - WASTEBASKETS	LS	0.00	\$34,954.17	\$0.00	1.00	\$34,954.17	\$34,954.17
244	RFP #3 - DUHAMEL BSMT.	LS	0.00	\$6,918.01	\$0.00	1.00	\$6,918.01	\$6,918.01
245	RFP #4 - PRESIDENTS PLAZA	LS	0.00	\$3,254.90	\$0.00	1.00	\$3,254.90	\$3,254.90
246	RFP #6A - IRRIGATION BORE	LS	0.00	\$4,952.91	\$0.00	1.00	\$4,952.91	\$4,952.91
247	RFP #6 - ELKS ALLEY ELEC.	LS	0.00	\$2,140.15	\$0.00	1.00	\$2,140.15	\$2,140.15
248	RFP #7 - TALLY'S GROUT	LS	0.00	\$1,194.00	\$0.00	1.00	\$1,194.00	\$1,194.00
249	RFP #8 - KC NODE ELEC.	LS	0.00	\$13,744.00	\$0.00	1.00	\$13,744.00	\$13,744.00
250	RFP #9 - AUDRA'S DAMAGE	LS	0.00	\$1,944.60	\$0.00	1.00	\$1,944.60	\$1,944.60
251	RFP #10 - TREE GRATES	LS	0.00	(\$400.00)	\$0.00	1.00	(\$400.00)	(\$400.00)
252	RFP #12 - SEALANT CREDIT	LS	0.00	(\$2,836.80)	\$0.00	1.00	(\$2,836.80)	(\$2,836.80)
253	RFP #13 - REMOVE EXIST PM	LF	0.00	\$1.60	\$0.00	234.00	\$374.40	\$374.40
254	USP #1 - CASING THICKNESS	LS	0.00	\$1,924.60	\$0.00	1.00	\$1,924.60	\$1,924.60
255	USP #2 - GROUTING CELTIC	LS	0.00	\$1,681.44	\$0.00	1.00	\$1,681.44	\$1,681.44
256	USP #3 - NEUGEBAUER ROOF	LS	0.00	\$978.58	\$0.00	1.00	\$978.58	\$978.58

LINE ITEM	DESCRIPTION	UNIT	CURRENT CONTRACT QUANTITY	UNIT PRICE	EXTENDED PRICE	ADJUSTED QUANTITY	ADJUSTED PRICE	NET CHANGE
257	USP #4 - PATCH AJ AND PE	LS	0.00	\$1,194.00	\$0.00	1.00	\$1,194.00	\$1,194.00
258	USP #5 - 8" GATE VALVE	LS	0.00	\$1,807.61	\$0.00	1.00	\$1,807.61	\$1,807.61
259	USP #6 - FRYE'S SW	LS	0.00	\$1,801.47	\$0.00	1.00	\$1,801.47	\$1,801.47
260	LIQUIDATED DAMAGES	DAY	0.00	(\$1,300.00)	\$0.00	40.00	(\$52,000.00)	(\$52,000.00)
TOTAL					\$2,931,650.06		\$2,823,611.96	(\$108,038.10)

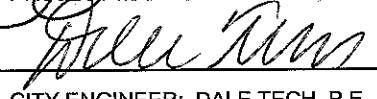
C.C.O. HISTORY INCREASE/(DECREASE)		PRIOR ADJUSTED CONTRACT PRICE :	\$2,931,650.06
CCO #1F	(\$108,038.10)	NET INCREASE/(DECREASE):	(\$108,038.10)
	\$0.00	ADJUSTED CONTRACT PRICE:	\$2,823,611.96
	\$0.00	CHANGE TO DATE:	(\$108,038.10)


2/8/12
 _____ DATE

CONTRACTOR: HEAVY CONSTRUCTORS


2/9/12
 _____ DATE

PROJECT MANAGER: KLARE/SCHROEDER, P.E.


2-8-12
 _____ DATE

CITY ENGINEER: DALE TECH, P.E. / L.S.

_____ DATE

MAYOR: SAM KOOIKER

_____ DATE

FINANCE: PAULINE SUMPTION

_____ DATE

CONTRACT TIME CHANGE +/-: 0 NEW CONTRACT TIME: Days

City Staff recommends approval of this Change Order #1F to Heavy Constructors for a decrease of \$108,038.10 based on unit pricing with the following appropriation:

Initial Funding	\$78,485.52	\$262,611.90	\$860,925.42	\$246,727.47	\$1,482,899.75	\$2,931,650.06
Fund Type	Sanitary Sewer	Water	Streets	Drainage	Vision 2012	
Department	0833	0933	8910	8911	0135	
Line Item	4380	4381	4370	4371	4370	
Fund	0604	0602	0505	0505	0107	
CCO #1F	(\$18,242.13)	(\$81,862.81)	(\$23,541.24)	(\$11,575.59)	\$27,183.67	(\$108,038.10)
						\$0.00
						\$0.00
Adjusted Funding	\$60,243.39	\$180,749.09	\$837,384.18	\$235,151.88	\$1,510,083.42	\$2,823,611.96
						\$2,823,611.96

CITY OF RAPID CITY CONSTRUCTION CHANGE ORDER #1F
DOWNTOWN IMPROVEMENT PROJECT - SIXTH STREET FROM KANSAS CITY STREET TO OMAHA STREET
PROJECT NO. ST10-1817 / CIP NO. 50138
NOVEMBER 11, 2011
ORIGINAL CONTRACT AMOUNT: \$2,931,650.06
CONTRACTOR: HEAVY CONSTRUCTORS, INC.

LINE ITEM	DESCRIPTION	REASON FOR CHANGE
5	CLEARING AND GRUBBING, TREES	Actual quantity necessary less than called for in the plans.
7	REMOVE MANHOLE	Additional manhole found that needed to be removed.
10	REMOVE AND SALVAGE CURB STO	Actual quantity necessary less than called for in the plans.
16	REMOVE CONTAMINATED SOIL	None found on project site.
17	REMOVE CONTAMINATED WATER	None found on project site.
22	REMOVE AND DISPOSE OF PCC SILE	Actual quantity necessary less than called for in the plans.
23	REMOVE LIGHT POLE FOOTING	Five additional pedestrian light footings required replacement.
24	REMOVE AND SALVAGE LIGHT POL	Four additional pedestrian light poles and luminaries required replacement.
28	REMOVE AND SALVAGE SIGN	Actual quantity necessary less than called for in the plans.
29	REMOVE AND DISPOSE OF SIDEWA	Actual quantity necessary less than called for in the plans.
33	REMOVE AND SALVAGE CONCRETE	Actual quantity necessary less than called for in the plans.
34	REMOVE AND SALVAGE CONCRETE	Actual quantity necessary less than called for in the plans.
35	REMOVE AND SALVAGE WOODEN	Actual quantity necessary more than called for in the plans.
37	REMOVE AND SALVAGE CONCRETE	Actual quantity necessary less than called for in the plans.
41	AASHTO T-180 SOIL TEST	Actual quantity necessary less than called for in the plans.
43	EXCAVATION, UNCLASSIFIED-DIGO	None necessary.
44	EXCAVATION, UNCLASSIFIED - DIG	Actual quantity necessary less than called for in the plans.
45	WOVEN GEOTEXTILE FABRIC	Actual quantity necessary more than called for in the plans.
46	IMPORTED BACKFILL MATERIAL (G	None used.

47	PLANTER SOILS	Actual quantity necessary more than called for in the plans.
48	RAIN GARDEN - PLANTER SOIL	Actual quantity necessary more than called for in the plans.
57	WATER MAIN CONCRETE ENCASEMENT	Actual quantity necessary less than called for in the plans.
58	IMPORTED BORROW MATERIAL, (TYPE II)	None used.
59	CONTROLLED LOW STRENGTH BACKFILL	None used.
60	TYPE II FOUNDATION MATERIAL	Actual quantity necessary less than called for in the plans.
62	4" PVC SANITARY SEWER SERVICE LINE	Actual quantity necessary less than called for in the plans.
63	4" PVC 45 DEGREE BEND	Actual quantity necessary more than called for in the plans.
71	DISCONNECT & PLUG SANITARY SEWER	None necessary.
72	MANHOLE ALTERATIONS	Actual quantity necessary less than called for in the plans.
73	6" PVC WATER MAIN C-900, CLASS 200	Actual quantity necessary less than called for in the plans.
74	8" PVC WATER MAIN C-900, CLASS 200	Actual quantity necessary less than called for in the plans.
75	4" DIP WATER SERVICE LINE W/ NITRILE GASKET	None used.
76	6" DIP WATER MAIN W/ NITRILE GASKET	None used.
77	8" DIP WATER MAIN W/ NITRILE GASKET	None used.
78	4" 45 DEGREE BEND	Actual quantity necessary more than called for in the plans.
81	8" 90 DEGREE BEND	Actual quantity necessary more than called for in the plans.
89	1" COPPER WATER SERVICE	Actual quantity necessary less than called for in the plans.
90	1.5" COPPER WATER SERVICE	Actual quantity necessary less than called for in the plans.
91	2" COPPER WATER SERVICE	Actual quantity necessary more than called for in the plans.
92	4" PVC WATER SERVICE C-900, CLASS 200	Actual quantity necessary less than called for in the plans.
93	1" TAPPING SADDLE	Actual quantity necessary less than called for in the plans.
94	1.5" TAPPING SADDLE & CORP STOP	Actual quantity necessary less than called for in the plans.
95	2" TAPPING SADDLE & CORP STOP	Actual quantity necessary more than called for in the plans.
96	1.5" CURB STOP & BOX	Actual quantity necessary less than called for in the plans.

97	2" CURB STOP & BOX	Actual quantity necessary more than called for in the plans.
100	RECONNECT WATER SERVICE	Actual quantity necessary less than called for in the plans.
104	CATHODIC PROTECTION ANODE (1	Actual quantity necessary more than called for in the plans.
105	CATHODIC PROTECTION, CONTAMI	None used.
107	15" RCP, CLASS II	None used.
108	18" RCP, CLASS II	Actual quantity necessary less than called for in the plans.
109	24" RCP, CLASS II	Actual quantity necessary more than called for in the plans.
110	30" RCP, CLASS II	Actual quantity necessary less than called for in the plans.
119	18" RCP PLUG/CAP	None used.
120	24" RCP PLUG/CAP	Actual quantity necessary more than called for in the plans.
133	SILT FENCING	None used.
134	ROCK CHECK DAM	None used.
137	CONSTRUCT SEDIMENTATION PON	None used.
139	GRAVEL SURFACING, TEMPORARY	Actual quantity necessary less than called for in the plans.
140	AC CLASS E, TYPE 1 PG64-28 (ALLE	Actual quantity necessary less than called for in the plans.
141	PCC PAVEMENT, 9" REINFORCED	None used.
142	PCC APPROACH PAVEMENT, REINF	Actual quantity necessary less than called for in the plans.
143	PCC DRIVEWAY PAVEMENT, REINF	Actual quantity necessary more than called for in the plans.
144	PCC PAVEMENT, 9" NONREINFORC	Actual quantity necessary more than called for in the plans.
145	CONCRETE CURB & GUTTER, TYPE	Actual quantity necessary less than called for in the plans.
146	CONCRETE "P9" GUTTER	Actual quantity necessary more than called for in the plans.
147	CONCRETE FILLET (REINFORCED),	Actual quantity necessary less than called for in the plans.
148	DOWEL BAR ASSEMBLY	Actual quantity necessary less than called for in the plans.
150	STANDARD REINFORCED CONCRE	Actual quantity necessary less than called for in the plans.
151	STANDARD REINFORCED CONCRE	Actual quantity necessary less than called for in the plans.

152	COLORED CONCRETE - RAWHIDE (Actual quantity necessary less than called for in the plans.
153	COLORED CONCRETE - RAWHIDE (Actual quantity necessary less than called for in the plans.
154	COLORED CONCRETE - ROSEMARY	Actual quantity necessary less than called for in the plans.
155	COLORED CONCRETE - ROSEMARY	Actual quantity necessary less than called for in the plans.
156	COLORED CONCRETE - SEQUOIA S	Actual quantity necessary more than called for in the plans.
158	COLORED FLAGSTONE BROWN ST	Actual quantity necessary more than called for in the plans.
160	TRENCH DRAIN	Actual quantity necessary less than called for in the plans.
161	DETECTIBLE WARNING PANELS (2x	Actual quantity necessary more than called for in the plans.
162	TYPE C WALL (Prairie Edge)	Actual quantity necessary less than called for in the plans.
164	CHEEK WALL (Prairie Edge)	Actual quantity necessary more than called for in the plans.
165	PRECAST CONCRETE WALLS	Actual quantity necessary less than called for in the plans.
166	CONCRETE CURB AT PLANTERS	Actual quantity necessary more than called for in the plans.
170	MINERAL MULCH	Actual quantity necessary more than called for in the plans.
171	GUARD RAILS	Actual quantity necessary less than called for in the plans.
172	HAND RAILS	Actual quantity necessary less than called for in the plans.
176	SITE FURNISHING - WASTE RECEPT	Actual quantity necessary less than called for in the plans.
178	SKATESTOPPERS	Actual quantity necessary less than called for in the plans.
183	SITE FURNISHING - BOLLARDS	Actual quantity necessary more than called for in the plans.
184	PERENNIAL TRANSPLANT	Actual quantity necessary less than called for in the plans.
185	SHRUB TRANSPLANT	Actual quantity necessary less than called for in the plans.
186	DECIDUOUS TREES (2-3" CAL)	Actual quantity necessary more than called for in the plans.
187	PERENNIAL & GRASSES	Actual quantity necessary less than called for in the plans.
191	2" RIGID CONDUIT, SCHEDULE 40	Actual quantity necessary more than called for in the plans.
192	2" RIGID CONDUIT, SCHEDULE 80	Actual quantity necessary more than called for in the plans.
193	1/C #3 AWG COPPER WIRE	Actual quantity necessary more than called for in the plans.

197	1/C #10 AWG COPPER WIRE	Actual quantity necessary more than called for in the plans.
199	FIBER OPTIC CABLE	Actual quantity necessary more than called for in the plans.
207	2' DIAMETER FOOTING	Actual quantity necessary more than called for in the plans.
209	LIGHT POLE (work arounds)	None necessary.
210	PAVEMENT MARKING PAINT, 4" WH	Actual quantity necessary less than called for in the plans.
211	PAVEMENT MARKING PAINT, YELLOW	Actual quantity necessary more than called for in the plans.
212	PAVEMENT MARKING PAINT, BLUE	Actual quantity necessary less than called for in the plans.
213	PAVEMENT MARKING PAINT, HAND	Actual quantity necessary more than called for in the plans.
215	COLD APPLIED PLASTIC PAVEMENT	Actual quantity necessary less than called for in the plans.
216	COLD APPLIED PLASTIC PAVEMENT	Actual quantity necessary more than called for in the plans.
217	COLD APPLIED PLASTIC PAVEMENT	Actual quantity necessary more than called for in the plans.
218	COLD APPLIED PLASTIC PAVEMENT	Actual quantity necessary less than called for in the plans.
221	GROOVE FOR COLD APPLIED PLAS	Actual quantity necessary less than called for in the plans.
222	GROOVE FOR COLD APPLIED PLAS	Actual quantity necessary more than called for in the plans.
225	REGULATORY SIGN	Actual quantity necessary less than called for in the plans.
226	SIGN POST	Actual quantity necessary less than called for in the plans.
238	4" RIGID CONDUIT, SCHEDULE 40	Actual quantity necessary more than called for in the plans.
239	3" RIGID CONDUIT, SCHEDULE 80	Actual quantity necessary more than called for in the plans.
240	4" RIGID CONDUIT, SCHEDULE 80	Actual quantity necessary more than called for in the plans.
242	RFP #1 - MSS ELECTRIC	Added electrical service across street for MSS project on corner of Main and 6th.
243	RFP #2 - WASTEBASKETS	Changed wastebasket types to provide recycled material receptacles.
244	RFP #3 - DUHAMEL BSMT.	Changed conditions required additional modification to wall connection.
245	RFP #4 - PRESIDENTS PLAZA	Added electrical service across street for Presidential Plaza project.

246	RFP #6A - IRRIGATION BORE	Changed conditions required the need to bore across Main street for nodes.
247	RFP #6 - ELKS ALLEY ELEC.	Changed conditions required separate electrical boxes for street lights and event panel.
248	RFP #7 - TALLY'S GROUT	Changed conditions required grouting curtain wall for support on sidewalk.
249	RFP #8 - KC NODE ELEC.	Rerouting of electrical service to KC was necessary due to conflict with storm sewer.
250	RFP #9 - AUDRA'S DAMAGE	Exposed window caused interior damage needing repair.
251	RFP #10 - TREE GRATES	More tree grates were provided (as per plans) than installed. Furnished to Parks.
252	RFP #12 - SEALANT CREDIT	Changed type of joint sealant from silicone to hot pour and received credit.
253	RFP #13 - REMOVE EXIST PM	Removal of existing pavement markings was necessary to apply new markings.
254	USP #1 - CASING THICKNESS	Additional casing thickness was required by the RR under the tracks.
255	USP #2 - GROUTING CELTIC	Changed conditions required grouting curtain wall for support on sidewalk.
256	USP #3 - NEUGEBAUER ROOF	Changed conditions required modifications to roof drain.
257	USP #4 - PATCH AJ AND PE	Changed conditions required grouting curtain wall for support on sidewalk.
258	USP #5 - 8" GATE VALVE	Due to contractor's sequence of work, it was necessary to add a valve to the main.
259	USP #6 - FRYE'S SW	Changed conditions required structural forming to replace sidewalk.
260	LIQUIDATED DAMAGES	Actual days worked beyond the completion date resulted in additional costs to the City.

PREPARED BY: KLARE SCHROEDER, P.E.

DATE: November 11, 2011