

BID SUMMARY (Continued)  
August 16, 2010

- No. CC081610-02.3 – Downtown Improvement Project – Sixth Street from Kansas City Street to Omaha Street – Project No. ST10-1817 / CIP No. 50138 (Opened on August 10, 2010)

ADVERTISING AUTHORITY  
ENGINEER'S ESTIMATE

\$3,222,185.00  
\$3,837,698.54

| Bidder                                      | Total Bid      |
|---|----------------|
| Hills Materials Company                     | \$3,844,191.34 |
| Mainline Contracting Inc.                   | \$4,084,563.44 |
| Site Work Specialists                       | \$4,027,219.27 |
| Heavy Constructors Inc.                     | \$2,931,650.06 |
| Stanley J. Johnsen Concrete Contractor Inc. | \$3,964,298.06 |

- No. CC081610-02.4 – 7<sup>th</sup> Street and Kansas City Street Overlay Project – Project No. ST10-1880 / CIP No. 50445 (Opened on August 10, 2010)

ADVERTISING AUTHORITY  
ENGINEER'S ESTIMATE

\$250,000.00  
\$155,002.00

| Bidder                       | Total Bid    |
|------------------------------|--------------|
| Simon Contractors of SD Inc. | \$149,234.50 |
| J&J Asphalt Company          | \$145,269.90 |
| Hills Materials Company      | \$176,744.00 |

# BID AWARD SUMMARY

LETTING DATE: August 10, 2010

**PROJECT:** Downtown Improvement Project  
Sixth Street from Kansas City Street to Omaha Street  
Project No. ST10-1817 / CIP No. 50138

**RECOMMENDATION:** Award Total Bid in the amount of \$2,931,650.06  
to Heavy Constructors, Inc. at the August 16, 2010  
Council Meeting.

## BIDDERS' SUMMARY

### CONTRACTORS

### TOTAL BID

|  |                |
|--|----------------|
| Heavy Constructors, Inc.                     | \$2,931,650.06 |
| Hills Materials Company                      | \$3,842,046.34 |
| Stanley J. Johnsen Concrete Contractor, Inc. | \$3,964,298.06 |
| Site Work Specialists, Inc.                  | \$4,027,219.27 |
| Mainline Contracting, Inc.                   | \$4,084,563.44 |


City staff recommends awarding this project to Heavy Constructors, Inc. for a total bid amount of \$2,931,650.06 based on unit pricing with the following appropriation:

| FUNDING SOURCE        | TOTAL          | Sewer        | Water        | Streets        | Drainage     | Vision 2012    |
|-----------------------|----------------|--------------|--------------|----------------|--------------|----------------|
| ADVERTISING AUTHORITY | \$3,222,185.00 | \$150,000.00 | \$250,000.00 | \$1,000,000.00 | \$300,000.00 | \$1,522,185.00 |
| ENGINEER'S ESTIMATE   | \$3,837,698.54 | \$98,795.05  | \$332,389.51 | \$1,255,562.62 | \$243,809.44 | \$1,907,141.92 |

### APPROPRIATION DATA:

| FUNDING SOURCE | TOTAL          | Sewer       | Water        | Street       | Drainage     | Vision 2012    |
|----------------|----------------|-------------|--------------|--------------|--------------|----------------|
| COST CENTER    |                | 0833        | 0933         | 8910         | 8911         | 0135           |
| LINE ITEM      |                | 4380        | 4381         | 4370         | 4371         | 4370           |
| FUNDING CENTER |                | 0604        | 0602         | 0505         | 0505         | 0107           |
| BID AMOUNT     | \$2,931,650.06 | \$78,485.52 | \$262,611.90 | \$860,925.42 | \$246,727.47 | \$1,482,899.75 |


CONSULTANT:

  
Neil Eichstadt, PE  
FourFront Design, Inc.

DATE:

8/12/10

PROJECT MANAGER:

  
Todd Peckosh, PE  
City of Rapid City

DATE:

8/12/10

**BID TABULATION**  
**DOWNTOWN IMPROVEMENT PROJECT**  
**SIXTH STREET FROM KANSAS CITY STREET TO OMAHA STREET**  
**PROJECT NO. ST10-1817 / CIP NO. 50138**  
**BID LETTING DATE: AUGUST 10, 2010**

| ITEM NO. | DESCRIPTION OF ITEM                                    | UNIT | QTY (EST) | ENGINEER'S ESTIMATE |               | HEAVY CONSTRUCTORS, INC. |               | HILLS MATERIALS COMPANY |               | STANLEY J. JOHNSON CONCRETE CONTRACTOR, INC. |               | SITE WORK SPECIALISTS, INC. |               | MAINLINE CONTRACTING, INC. |               |
|----------|--|------|-----------|---------------------|---------------|--------------------------|---------------|-------------------------|---------------|--|---------------|-----------------------------|---------------|----------------------------|---------------|
|          |  |      |           | UNIT COST           | EXTENDED COST | UNIT COST                | EXTENDED COST | UNIT COST               | EXTENDED COST | UNIT COST                                    | EXTENDED COST | UNIT COST                   | EXTENDED COST | UNIT COST                  | EXTENDED COST |
| 1        | MOBILIZATION   | LS   | 1.00      | \$ 66,250.00        | \$66,250.00   | \$25,877.00              | \$25,877.00   | \$121,000.00            | \$121,000.00  | \$400,000.00                                 | \$400,000.00  | \$121,649.30                | \$121,649.30  | \$350,000.00               | \$350,000.00  |
| 2        | INCIDENTAL AND MISCELLANEOUS WORK                      | LS   | 1.00      | \$ 90,000.00        | \$90,000.00   | \$66,105.00              | \$66,105.00   | \$82,000.00             | \$82,000.00   | \$60,000.00                                  | \$60,000.00   | \$249,203.83                | \$249,203.83  | \$350,000.00               | \$350,000.00  |
| 3        | CONSTRUCTION STAKING                                   | LS   | 1.00      | \$ 60,000.00        | \$60,000.00   | \$37,131.80              | \$37,131.80   | \$37,000.00             | \$37,000.00   | \$40,000.00                                  | \$40,000.00   | \$37,083.95                 | \$37,083.95   | \$56,000.00                | \$56,000.00   |
| 4        | RAILROAD INSURANCE                                     | EA   | 1.00      | \$ 3,000.00         | \$3,000.00    | \$1,130.00               | \$1,130.00    | \$400.00                | \$400.00      | \$1,000.00                                   | \$1,000.00    | \$2,990.64                  | \$2,990.64    | \$2,000.00                 | \$2,000.00    |
| 5        | CLEARING AND GRUBBING, TREES                           | EA   | 14.00     | \$ 463.50           | \$6,489.00    | \$226.00                 | \$3,164.00    | \$275.00                | \$3,850.00    | \$286.00                                     | \$4,004.00    | \$455.74                    | \$6,380.36    | \$130.00                   | \$1,820.00    |
| 6        | MAINTAIN PEDESTRIAN ACCESS                             | LS   | 1.00      | \$ 22,000.00        | \$22,000.00   | \$5,650.00               | \$5,650.00    | \$8,165.00              | \$8,165.00    | \$7,500.00                                   | \$7,500.00    | \$35,894.56                 | \$35,894.56   | \$50,000.00                | \$50,000.00   |
| 7        | REMOVE MANHOLE   | EA   | 1.00      | \$ 576.00           | \$576.00      | \$791.00                 | \$791.00      | \$575.00                | \$575.00      | \$605.00                                     | \$605.00      | \$479.45                    | \$479.45      | \$500.00                   | \$500.00      |
| 8        | REMOVE AND RESET NEW SANITARY SEWER ECCENTRIC CONE     | EA   | 3.00      | \$ 350.00           | \$1,050.00    | \$1,695.00               | \$5,085.00    | \$1,625.00              | \$4,875.00    | \$1,815.00                                   | \$5,445.00    | \$543.23                    | \$1,629.69    | \$1,500.00                 | \$4,500.00    |
| 9        | REMOVE AND SALVAGE FIRE HYDRANT, VALVE AND BOX         | EA   | 4.00      | \$ 474.50           | \$1,898.00    | \$565.00                 | \$2,260.00    | \$350.00                | \$1,400.00    | \$357.50                                     | \$1,430.00    | \$597.47                    | \$2,389.88    | \$500.00                   | \$2,000.00    |
| 10       | REMOVE AND SALVAGE CURB STOP AND BOX                   | EA   | 18.00     | \$ 201.50           | \$3,627.00    | \$146.90                 | \$2,644.20    | \$125.00                | \$2,250.00    | \$110.00                                     | \$1,980.00    | \$265.85                    | \$4,785.30    | \$100.00                   | \$1,800.00    |
| 11       | REMOVE AND DISPOSE OF MISC. RCP STORM SEWER MAIN       | LF   | 577.00    | \$ 18.00            | \$10,386.00   | \$9.04                   | \$5,216.08    | \$15.00                 | \$8,655.00    | \$16.50                                      | \$9,520.50    | \$14.10                     | \$8,135.70    | \$13.00                    | \$7,501.00    |
| 12       | REMOVE AND DISPOSE OF CONCRETE JUNCTION BOX            | EA   | 2.00      | \$ 575.00           | \$1,150.00    | \$565.00                 | \$1,130.00    | \$275.00                | \$550.00      | \$286.00                                     | \$572.00      | \$478.43                    | \$956.86      | \$1,000.00                 | \$2,000.00    |
| 13       | REMOVE AND DISPOSE OF TYPE "B" INLET                   | EA   | 4.00      | \$ 342.00           | \$1,368.00    | \$226.00                 | \$904.00      | \$135.00                | \$540.00      | \$143.00                                     | \$572.00      | \$478.43                    | \$1,913.72    | \$500.00                   | \$2,000.00    |
| 14       | REMOVE AND DISPOSE OF 5' TYPE "E" INLET                | EA   | 2.00      | \$ 483.00           | \$966.00      | \$565.00                 | \$1,130.00    | \$275.00                | \$550.00      | \$286.00                                     | \$572.00      | \$717.77                    | \$1,435.54    | \$550.00                   | \$1,100.00    |
| 15       | REMOVE AND DISPOSE OF AREA INLET                       | EA   | 5.00      | \$ 425.00           | \$2,125.00    | \$565.00                 | \$2,825.00    | \$175.00                | \$875.00      | \$192.50                                     | \$962.50      | \$358.57                    | \$1,792.85    | \$550.00                   | \$2,750.00    |
| 16       | REMOVE CONTAMINATED SOIL                               | CY   | 1,100.00  | \$ 18.00            | \$19,800.00   | \$16.95                  | \$18,645.00   | \$25.00                 | \$27,500.00   | \$28.60                                      | \$31,460.00   | \$37.39                     | \$41,129.00   | \$45.00                    | \$49,500.00   |
| 17       | REMOVE CONTAMINATED WATER                              | KGAL | 200.00    | \$ 85.00            | \$17,000.00   | \$50.00                  | \$10,000.00   | \$60.00                 | \$12,000.00   | \$67.10                                      | \$13,420.00   | \$135.60                    | \$27,120.00   | \$140.00                   | \$28,000.00   |
| 18       | REMOVE AND DISPOSE OF AC PAVEMENT                      | SY   | 82.00     | \$ 5.50             | \$451.00      | \$6.21                   | \$509.22      | \$8.00                  | \$656.00      | \$8.25                                       | \$676.50      | \$4.53                      | \$371.46      | \$5.00                     | \$410.00      |
| 19       | REMOVE AND DISPOSE OF PCC PAVEMENT WITH AC OVERLAY     | SY   | 8,482.00  | \$ 11.50            | \$97,543.00   | \$4.97                   | \$42,155.54   | \$8.25                  | \$69,976.50   | \$8.80                                       | \$74,641.60   | \$10.22                     | \$86,686.04   | \$4.00                     | \$33,928.00   |
| 20       | REMOVE AND DISPOSE OF PCC DRIVEWAY PAVEMENT AND FILLET | SY   | 526.00    | \$ 9.50             | \$4,997.00    | \$6.22                   | \$3,271.72    | \$6.30                  | \$3,313.80    | \$6.60                                       | \$3,471.60    | \$4.53                      | \$2,382.78    | \$4.00                     | \$2,104.00    |
| 21       | REMOVE AND DISPOSE OF CONCRETE CURB AND GUTTER         | LF   | 2,162.00  | \$ 5.50             | \$11,891.00   | \$3.39                   | \$7,329.18    | \$1.80                  | \$3,891.60    | \$1.93                                       | \$4,172.66    | \$3.13                      | \$6,767.06    | \$1.50                     | \$3,243.00    |
| 22       | REMOVE AND DISPOSE OF PCC SIDEWALK                     | SF   | 32,311.00 | \$ 4.50             | \$145,399.50  | \$1.53                   | \$49,435.83   | \$1.70                  | \$54,928.70   | \$1.76                                       | \$56,867.36   | \$1.92                      | \$62,037.12   | \$1.00                     | \$32,311.00   |
| 23       | REMOVE LIGHT POLE FOOTING                              | EA   | 28.00     | \$ 929.88           | \$26,036.64   | \$395.50                 | \$11,074.00   | \$475.00                | \$13,300.00   | \$495.00                                     | \$13,860.00   | \$319.61                    | \$8,949.08    | \$100.00                   | \$2,800.00    |
| 24       | REMOVE AND SALVAGE LIGHT POLE & LUMINAIRE              | EA   | 20.00     | \$ 664.20           | \$13,284.00   | \$282.50                 | \$5,650.00    | \$256.00                | \$5,120.00    | \$275.00                                     | \$5,500.00    | \$287.89                    | \$5,757.80    | \$260.00                   | \$5,200.00    |
| 25       | REMOVE ELECTRICAL EQUIPMENT                            | EA   | 5.00      | \$ 1,992.59         | \$9,962.95    | \$452.00                 | \$2,260.00    | \$410.00                | \$2,050.00    | \$440.00                                     | \$2,200.00    | \$460.63                    | \$2,303.15    | \$410.00                   | \$2,050.00    |
| 26       | REMOVE ABANDONED UNDERGROUND FEEDERS                   | LS   | 1.00      | \$ 3,985.19         | \$3,985.19    | \$678.00                 | \$678.00      | \$615.00                | \$615.00      | \$660.00                                     | \$660.00      | \$1,727.35                  | \$1,727.35    | \$600.00                   | \$600.00      |
| 27       | REMOVE JUNCTION BOX IN STREET                          | EA   | 2.00      | \$ 1,062.72         | \$2,125.44    | \$791.00                 | \$1,582.00    | \$580.00                | \$1,160.00    | \$605.00                                     | \$1,210.00    | \$1,178.40                  | \$2,356.80    | \$700.00                   | \$1,400.00    |
| 28       | REMOVE AND SALVAGE SIGN                                | EA   | 30.00     | \$ 139.00           | \$4,170.00    | \$56.50                  | \$1,695.00    | \$52.00                 | \$1,560.00    | \$55.00                                      | \$1,650.00    | \$57.58                     | \$1,727.40    | \$50.00                    | \$1,500.00    |

| ITEM NO. | DESCRIPTION OF ITEM   | UNIT | QTY (EST) | ENGINEER'S ESTIMATE |               | HEAVY CONSTRUCTORS, INC. |               | HILLS MATERIALS COMPANY |               | STANLEY J. JOHNSON CONCRETE CONTRACTOR, INC. |               | SITE WORK SPECIALISTS, INC. |               | MAINLINE CONTRACTING, INC. |               |
|----------|---|------|-----------|---------------------|---------------|--------------------------|---------------|-------------------------|---------------|--|---------------|-----------------------------|---------------|----------------------------|---------------|
|          |   |      |           | UNIT COST           | EXTENDED COST | UNIT COST                | EXTENDED COST | UNIT COST               | EXTENDED COST | UNIT COST                                    | EXTENDED COST | UNIT COST                   | EXTENDED COST | UNIT COST                  | EXTENDED COST |
| 29       | REMOVE AND DISPOSE OF SIDEWALK DRAIN AND METAL TRENCH COVER | LF   | 190.00    | \$ 10.00            | \$1,900.00    | \$3.39                   | \$644.10      | \$11.00                 | \$2,090.00    | \$11.00                                      | \$2,090.00    | \$2.67                      | \$507.30      | \$8.00                     | \$1,520.00    |
| 30       | REMOVE AND SALVAGE EXISTING TREE GRATE                      | EA   | 33.00     | \$ 50.00            | \$1,650.00    | \$113.00                 | \$3,729.00    | \$100.00                | \$3,300.00    | \$110.00                                     | \$3,630.00    | \$61.39                     | \$2,025.87    | \$100.00                   | \$3,300.00    |
| 31       | REMOVE, SALVAGE, AND REPLACE NEWSPAPER STANDS               | EA   | 1.00      | \$ 100.00           | \$100.00      | \$135.60                 | \$135.60      | \$325.00                | \$325.00      | \$319.00                                     | \$319.00      | \$61.39                     | \$61.39       | \$750.00                   | \$750.00      |
| 32       | REMOVE AND SALVAGE CONCRETE GARBAGE RECEPTACLE              | EA   | 11.00     | \$ 100.00           | \$1,100.00    | \$79.10                  | \$870.10      | \$120.00                | \$1,320.00    | \$126.50                                     | \$1,391.50    | \$30.70                     | \$337.70      | \$250.00                   | \$2,750.00    |
| 33       | REMOVE AND SALVAGE CONCRETE TABLES                          | EA   | 6.00      | \$ 100.00           | \$600.00      | \$113.00                 | \$678.00      | \$120.00                | \$720.00      | \$126.50                                     | \$759.00      | \$132.92                    | \$797.52      | \$250.00                   | \$1,500.00    |
| 34       | REMOVE AND SALVAGE CONCRETE BENCH                           | EA   | 6.00      | \$ 100.00           | \$600.00      | \$113.00                 | \$678.00      | \$120.00                | \$720.00      | \$126.50                                     | \$759.00      | \$132.92                    | \$797.52      | \$250.00                   | \$1,500.00    |
| 35       | REMOVE AND SALVAGE WOODEN BENCH                             | EA   | 2.00      | \$ 100.00           | \$200.00      | \$158.20                 | \$316.40      | \$235.00                | \$470.00      | \$247.50                                     | \$495.00      | \$61.40                     | \$122.80      | \$250.00                   | \$500.00      |
| 36       | REMOVE AND DISPOSE OF BRICK BENCH                           | EA   | 1.00      | \$ 100.00           | \$100.00      | \$169.50                 | \$169.50      | \$235.00                | \$235.00      | \$247.50                                     | \$247.50      | \$132.92                    | \$132.92      | \$350.00                   | \$350.00      |
| 37       | REMOVE AND SALVAGE CONCRETE PLANTERS                        | EA   | 3.00      | \$ 100.00           | \$300.00      | \$226.00                 | \$678.00      | \$65.00                 | \$195.00      | \$63.80                                      | \$191.40      | \$66.46                     | \$199.38      | \$750.00                   | \$2,250.00    |
| 38       | REMOVE AND SALVAGE EXISTING BRICK INLAY                     | SF   | 471.00    | \$ 4.00             | \$1,884.00    | \$6.78                   | \$3,193.38    | \$5.00                  | \$2,355.00    | \$5.12                                       | \$2,411.52    | \$0.89                      | \$419.19      | \$2.00                     | \$942.00      |
| 39       | RELOCATE CONDUIT AND WIRING TO EXISTING SIGNAL CABINETS     | LS   | 1.00      | \$ 19,925.95        | \$19,925.95   | \$1,695.00               | \$1,695.00    | \$1,540.00              | \$1,540.00    | \$1,650.00                                   | \$1,650.00    | \$1,727.35                  | \$1,727.35    | \$1,550.00                 | \$1,550.00    |
| 40       | REVISE LOCATION OF EXISTING ELECTRICAL CABINET              | LS   | 1.00      | \$ 2,391.11         | \$2,391.11    | \$2,028.35               | \$2,028.35    | \$1,850.00              | \$1,850.00    | \$1,974.50                                   | \$1,974.50    | \$2,067.07                  | \$2,067.07    | \$1,900.00                 | \$1,900.00    |
| 41       | AASHTO T-180 SOIL TEST                                      | EA   | 8.00      | \$ 173.00           | \$1,384.00    | \$192.10                 | \$1,536.80    | \$150.00                | \$1,200.00    | \$220.00                                     | \$1,760.00    | \$230.31                    | \$1,842.48    | \$175.00                   | \$1,400.00    |
| 42       | EXCAVATION, UNCLASSIFIED                                    | CY   | 3,500.00  | \$ 7.75             | \$27,125.00   | \$13.56                  | \$47,460.00   | \$18.00                 | \$63,000.00   | \$19.25                                      | \$67,375.00   | \$6.75                      | \$23,625.00   | \$27.00                    | \$94,500.00   |
| 43       | EXCAVATION, UNCLASSIFIED-DIGOUTS                            | CY   | 800.00    | \$ 42.75            | \$34,200.00   | \$6.78                   | \$5,424.00    | \$24.00                 | \$19,200.00   | \$25.14                                      | \$20,112.00   | \$19.16                     | \$15,328.00   | \$13.00                    | \$10,400.00   |
| 44       | EXCAVATION, UNCLASSIFIED - DIGOUTS W/SUGAR ROCK             | T    | 600.00    | \$ 36.75            | \$22,050.00   | \$31.64                  | \$18,984.00   | \$35.00                 | \$21,000.00   | \$38.50                                      | \$23,100.00   | \$38.06                     | \$22,836.00   | \$19.00                    | \$11,400.00   |
| 45       | WOVEN GEOTEXTILE FABRIC                                     | SY   | 650.00    | \$ 4.00             | \$2,600.00    | \$3.95                   | \$2,567.50    | \$3.80                  | \$2,470.00    | \$4.13                                       | \$2,684.50    | \$1.63                      | \$1,059.50    | \$4.00                     | \$2,600.00    |
| 46       | IMPORTED BACKFILL MATERIAL (GRADING)                        | CY   | 800.00    | \$ 12.00            | \$9,600.00    | \$11.30                  | \$9,040.00    | \$17.25                 | \$13,800.00   | \$19.80                                      | \$15,840.00   | \$7.14                      | \$5,712.00    | \$12.00                    | \$9,600.00    |
| 47       | PLANTER SOILS   | CY   | 28.00     | \$ 23.50            | \$658.00      | \$67.80                  | \$1,898.40    | \$47.25                 | \$1,323.00    | \$50.60                                      | \$1,416.80    | \$52.97                     | \$1,483.16    | \$100.00                   | \$2,800.00    |
| 48       | RAIN GARDEN - PLANTER SOIL                                  | CY   | 14.50     | \$ 25.50            | \$369.75      | \$67.80                  | \$983.10      | \$42.10                 | \$610.45      | \$45.13                                      | \$654.39      | \$47.21                     | \$684.55      | \$100.00                   | \$1,450.00    |
| 49       | STRUCTURAL SOIL   | CY   | 61.78     | \$ 150.00           | \$9,267.00    | \$67.80                  | \$4,188.68    | \$160.00                | \$9,888.80    | \$175.00                                     | \$10,811.50   | \$575.78                    | \$35,571.69   | \$100.00                   | \$6,178.00    |
| 50       | 4" UNDERDRAIN LINE  | LF   | 2,212.00  | \$ 10.50            | \$23,226.00   | \$7.14                   | \$15,793.68   | \$11.00                 | \$24,332.00   | \$12.10                                      | \$26,765.20   | \$6.30                      | \$13,935.60   | \$10.00                    | \$22,120.00   |
| 51       | RAIN GARDEN - 4" PERF PIPE                                  | LF   | 77.00     | \$ 8.25             | \$635.25      | \$7.82                   | \$602.14      | \$21.50                 | \$1,655.50    | \$11.00                                      | \$847.00      | \$13.82                     | \$1,064.14    | \$11.00                    | \$847.00      |
| 52       | RAIN GARDEN - 4" SOLID PIPE                                 | EA   | 160.00    | \$ 8.00             | \$1,280.00    | \$7.75                   | \$1,240.00    | \$21.50                 | \$3,440.00    | \$13.20                                      | \$2,112.00    | \$16.12                     | \$2,579.20    | \$11.00                    | \$1,760.00    |
| 53       | CONNECT 4" UNDERDRAIN LINE TO INLET                         | EA   | 30.00     | \$ 339.00           | \$10,170.00   | \$197.75                 | \$5,932.50    | \$50.00                 | \$1,500.00    | \$55.00                                      | \$1,650.00    | \$109.25                    | \$3,277.50    | \$40.00                    | \$1,200.00    |
| 54       | COMMON UTILITY TRENCH - (TRENCH/BACKFILL)                   | LF   | 1,680.00  | \$ 13.95            | \$23,436.00   | \$11.30                  | \$18,984.00   | \$10.25                 | \$17,220.00   | \$11.00                                      | \$18,480.00   | \$11.32                     | \$19,017.60   | \$10.00                    | \$16,800.00   |
| 55       | 16" 14 G STEEL PIPE CASING AND BORE                         | LF   | 57.00     | \$ 325.00           | \$18,525.00   | \$257.05                 | \$14,651.85   | \$220.00                | \$12,540.00   | \$275.00                                     | \$15,675.00   | \$269.75                    | \$15,375.75   | \$168.00                   | \$9,576.00    |
| 56       | BORING UNDER ROAD - 2" CONDUIT                              | LF   | 890.00    | \$ 139.48           | \$124,137.20  | \$17.04                  | \$15,165.60   | \$15.40                 | \$13,706.00   | \$16.50                                      | \$14,685.00   | \$33.65                     | \$29,948.50   | \$15.50                    | \$13,795.00   |
| 57       | WATER MAIN CONCRETE ENCASEMENT                              | LF   | 181.00    | \$ 41.50            | \$7,511.50    | \$56.50                  | \$10,226.50   | \$40.00                 | \$7,240.00    | \$44.00                                      | \$7,964.00    | \$35.63                     | \$6,449.03    | \$30.00                    | \$5,430.00    |
| 58       | IMPORTED BORROW MATERIAL, (TRENCH)                          | CY   | 500.00    | \$ 12.00            | \$6,000.00    | \$11.30                  | \$5,650.00    | \$34.00                 | \$17,000.00   | \$38.50                                      | \$19,250.00   | \$7.11                      | \$3,555.00    | \$13.00                    | \$6,500.00    |
| 59       | CONTROLLED LOW STRENGTH BACKFILL MATERIAL (TRENCH)          | CY   | 50.00     | \$ 115.00           | \$5,750.00    | \$113.00                 | \$5,650.00    | \$100.00                | \$5,000.00    | \$121.00                                     | \$6,050.00    | \$11.13                     | \$556.50      | \$100.00                   | \$5,000.00    |
| 60       | TYPE II FOUNDATION MATERIAL                                 | CY   | 400.00    | \$ 18.00            | \$7,200.00    | \$40.68                  | \$16,272.00   | \$14.00                 | \$5,600.00    | \$16.50                                      | \$6,600.00    | \$34.75                     | \$13,900.00   | \$32.00                    | \$12,800.00   |
| 61       | 8" SANITARY SEWER MAIN (8' - 10')                           | LF   | 224.00    | \$ 31.78            | \$7,117.60    | \$25.88                  | \$5,797.12    | \$53.00                 | \$11,872.00   | \$57.20                                      | \$12,812.80   | \$27.81                     | \$6,229.44    | \$30.00                    | \$6,720.00    |
| 62       | 4" PVC SANITARY SEWER SERVICE LINE                          | LF   | 179.00    | \$ 33.31            | \$5,962.94    | \$22.98                  | \$4,113.42    | \$42.00                 | \$7,518.00    | \$45.10                                      | \$8,072.90    | \$29.99                     | \$5,368.21    | \$26.00                    | \$4,654.00    |

| ITEM NO. | DESCRIPTION OF ITEM                            | UNIT | QTY (EST) | ENGINEER'S ESTIMATE |               | HEAVY CONSTRUCTORS, INC. |               | HILLS MATERIALS COMPANY |               | STANLEY J. JOHNSON CONCRETE CONTRACTOR, INC. |               | SITE WORK SPECIALISTS, INC. |               | MAINLINE CONTRACTING, INC. |               |
|----------|--|------|-----------|---------------------|---------------|--------------------------|---------------|-------------------------|---------------|--|---------------|-----------------------------|---------------|----------------------------|---------------|
|          |  |      |           | UNIT COST           | EXTENDED COST | UNIT COST                | EXTENDED COST | UNIT COST               | EXTENDED COST | UNIT COST                                    | EXTENDED COST | UNIT COST                   | EXTENDED COST | UNIT COST                  | EXTENDED COST |
| 63       | 4" PVC 45 DEGREE BEND                          | EA   | 2.00      | \$ 218.33           | \$436.65      | \$181.41                 | \$362.82      | \$12.00                 | \$24.00       | \$13.75                                      | \$27.50       | \$20.74                     | \$41.48       | \$20.00                    | \$40.00       |
| 64       | 4" PVC WYE                                     | EA   | 3.00      | \$ 230.63           | \$691.88      | \$371.14                 | \$1,113.42    | \$200.00                | \$600.00      | \$236.50                                     | \$709.50      | \$370.03                    | \$1,110.09    | \$200.00                   | \$600.00      |
| 65       | STANDARD MANHOLE 48"                           | EA   | 2.00      | \$ 3,003.25         | \$6,006.50    | \$2,793.39               | \$5,586.78    | \$3,185.00              | \$6,370.00    | \$3,630.00                                   | \$7,260.00    | \$2,992.47                  | \$5,984.94    | \$3,000.00                 | \$6,000.00    |
| 66       | EXTRA MANHOLE DEPTH (48")                      | VF   | 6.00      | \$ 234.73           | \$1,408.35    | \$191.31                 | \$1,147.86    | \$415.00                | \$2,490.00    | \$456.50                                     | \$2,739.00    | \$167.92                    | \$1,007.52    | \$250.00                   | \$1,500.00    |
| 67       | 4" PVC SANITARY SEWER CLEANOUT                 | EA   | 3.00      | \$ 201.93           | \$605.78      | \$227.52                 | \$682.56      | \$300.00                | \$900.00      | \$302.50                                     | \$907.50      | \$152.07                    | \$456.21      | \$200.00                   | \$600.00      |
| 68       | REMOVE AND DISPOSE OF CLEANOUT MANHOLE         | EA   | 1.00      | \$ 768.75           | \$768.75      | \$565.00                 | \$565.00      | \$575.00                | \$575.00      | \$605.00                                     | \$605.00      | \$419.00                    | \$419.00      | \$500.00                   | \$500.00      |
| 69       | CONNECT TO EXISTING SANITARY SEWER MAIN        | EA   | 4.00      | \$ 488.93           | \$1,955.70    | \$805.84                 | \$3,223.36    | \$615.00                | \$2,460.00    | \$649.00                                     | \$2,596.00    | \$717.13                    | \$2,868.52    | \$1,500.00                 | \$6,000.00    |
| 70       | RECONNECT SANITARY SEWER SERVICE               | EA   | 3.00      | \$ 354.14           | \$1,062.41    | \$529.94                 | \$1,589.82    | \$775.00                | \$2,325.00    | \$786.50                                     | \$2,359.50    | \$561.78                    | \$1,685.34    | \$500.00                   | \$1,500.00    |
| 71       | DISCONNECT & PLUG SANITARY SEWER MAIN - 6" CAP | EA   | 1.00      | \$ 116.85           | \$116.85      | \$184.74                 | \$184.74      | \$250.00                | \$250.00      | \$258.50                                     | \$258.50      | \$245.58                    | \$245.58      | \$1,000.00                 | \$1,000.00    |
| 72       | MANHOLE ALTERATIONS                            | EA   | 4.00      | \$ 1,428.34         | \$5,713.35    | \$1,546.07               | \$6,184.28    | \$2,375.00              | \$9,500.00    | \$2,750.00                                   | \$11,000.00   | \$820.91                    | \$3,283.64    | \$400.00                   | \$1,600.00    |
| 73       | 6" PVC WATER MAIN C-900, CLASS 150             | LF   | 144.00    | \$ 45.10            | \$6,494.40    | \$24.80                  | \$3,571.20    | \$57.00                 | \$8,208.00    | \$61.60                                      | \$8,870.40    | \$45.83                     | \$6,599.52    | \$35.00                    | \$5,040.00    |
| 74       | 8" PVC WATER MAIN C-900, CLASS 150             | LF   | 1,275.00  | \$ 47.15            | \$60,116.25   | \$29.85                  | \$38,058.75   | \$35.00                 | \$44,625.00   | \$38.50                                      | \$49,087.50   | \$40.28                     | \$51,357.00   | \$38.00                    | \$48,450.00   |
| 75       | 4" DIP WATER SERVICE LINE W/ NITRILE GASKETS   | LF   | 50.00     | \$ 61.50            | \$3,075.00    | \$52.85                  | \$2,642.50    | \$78.00                 | \$3,900.00    | \$85.80                                      | \$4,290.00    | \$61.71                     | \$3,085.50    | \$40.00                    | \$2,000.00    |
| 76       | 6" DIP WATER MAIN W/ NITRILE GASKETS           | LF   | 75.00     | \$ 66.63            | \$4,996.88    | \$56.77                  | \$4,257.75    | \$86.00                 | \$6,450.00    | \$88.00                                      | \$6,600.00    | \$62.76                     | \$4,707.00    | \$50.00                    | \$3,750.00    |
| 77       | 8" DIP WATER MAIN W/ NITRILE GASKETS           | LF   | 200.00    | \$ 71.75            | \$14,350.00   | \$60.93                  | \$12,186.00   | \$75.00                 | \$15,000.00   | \$90.20                                      | \$18,040.00   | \$73.91                     | \$14,782.00   | \$60.00                    | \$12,000.00   |
| 78       | 4" 45 DEGREE BEND                              | EA   | 4.00      | \$ 218.33           | \$873.30      | \$280.27                 | \$1,121.08    | \$170.00                | \$680.00      | \$192.50                                     | \$770.00      | \$285.50                    | \$1,142.00    | \$300.00                   | \$1,200.00    |
| 79       | 6" 45 DEGREE BEND                              | EA   | 2.00      | \$ 294.69           | \$589.38      | \$322.70                 | \$645.40      | \$210.00                | \$420.00      | \$242.00                                     | \$484.00      | \$332.15                    | \$664.30      | \$325.00                   | \$650.00      |
| 80       | 8" 45 DEGREE BEND                              | EA   | 2.00      | \$ 405.39           | \$810.78      | \$433.45                 | \$866.90      | \$280.00                | \$560.00      | \$330.00                                     | \$660.00      | \$391.97                    | \$783.94      | \$350.00                   | \$700.00      |
| 81       | 8" 90 DEGREE BEND                              | EA   | 1.00      | \$ 424.86           | \$424.86      | \$456.37                 | \$456.37      | \$340.00                | \$340.00      | \$385.00                                     | \$385.00      | \$414.70                    | \$414.70      | \$500.00                   | \$500.00      |
| 82       | 4" MJ PLUG                                     | EA   | 1.00      | \$ 266.50           | \$266.50      | \$222.69                 | \$222.69      | \$175.00                | \$175.00      | \$181.50                                     | \$181.50      | \$231.67                    | \$231.67      | \$250.00                   | \$250.00      |
| 83       | 8" X 6" REDUCER                                | EA   | 1.00      | \$ 379.25           | \$379.25      | \$401.24                 | \$401.24      | \$250.00                | \$250.00      | \$286.00                                     | \$286.00      | \$238.85                    | \$238.85      | \$300.00                   | \$300.00      |
| 84       | 8"X8"X4" TEE                                   | EA   | 6.00      | \$ 513.01           | \$3,078.08    | \$521.05                 | \$3,126.30    | \$375.00                | \$2,250.00    | \$440.00                                     | \$2,640.00    | \$409.91                    | \$2,459.46    | \$550.00                   | \$3,300.00    |
| 85       | 8"X8"X6" TEE                                   | EA   | 6.00      | \$ 515.58           | \$3,093.45    | \$555.17                 | \$3,331.02    | \$400.00                | \$2,400.00    | \$467.50                                     | \$2,805.00    | \$448.19                    | \$2,689.14    | \$600.00                   | \$3,600.00    |
| 86       | 4" GATE VALVE W/ BOX                           | EA   | 5.00      | \$ 986.05           | \$4,930.25    | \$925.17                 | \$4,625.85    | \$765.00                | \$3,825.00    | \$880.00                                     | \$4,400.00    | \$743.26                    | \$3,716.30    | \$1,000.00                 | \$5,000.00    |
| 87       | 6" GATE VALVE W/ BOX                           | EA   | 2.00      | \$ 1,112.64         | \$2,225.28    | \$1,068.62               | \$2,137.24    | \$900.00                | \$1,800.00    | \$1,100.00                                   | \$2,200.00    | \$835.38                    | \$1,670.76    | \$1,500.00                 | \$3,000.00    |
| 88       | FIRE HYDRANT W/AUX VALVE, BOX & LEAD           | EA   | 4.00      | \$ 4,568.94         | \$18,275.75   | \$4,834.62               | \$19,338.48   | \$4,600.00              | \$18,400.00   | \$5,400.00                                   | \$21,600.00   | \$3,876.96                  | \$15,507.84   | \$4,200.00                 | \$16,800.00   |
| 89       | 1" COPPER WATER SERVICE                        | LF   | 387.00    | \$ 40.49            | \$15,668.66   | \$24.25                  | \$9,384.75    | \$50.00                 | \$19,350.00   | \$65.00                                      | \$21,285.00   | \$31.94                     | \$12,360.78   | \$30.00                    | \$11,610.00   |
| 90       | 1.5" COPPER WATER SERVICE                      | LF   | 137.00    | \$ 43.05            | \$5,897.85    | \$32.79                  | \$4,492.23    | \$58.75                 | \$8,048.75    | \$62.70                                      | \$8,589.90    | \$42.50                     | \$5,822.50    | \$40.00                    | \$5,480.00    |
| 91       | 2" COPPER WATER SERVICE                        | LF   | 60.00     | \$ 45.10            | \$2,706.00    | \$50.60                  | \$3,036.00    | \$100.00                | \$6,000.00    | \$110.00                                     | \$6,600.00    | \$44.75                     | \$2,685.00    | \$50.00                    | \$3,000.00    |
| 92       | 4" PVC WATER SERVICE C-900, CLASS 150          | LF   | 185.00    | \$ 37.41            | \$6,921.31    | \$21.48                  | \$3,973.80    | \$76.00                 | \$14,060.00   | \$82.50                                      | \$15,262.50   | \$27.88                     | \$5,157.80    | \$30.00                    | \$5,550.00    |
| 93       | 1" TAPPING SADDLE                              | EA   | 8.00      | \$ 273.16           | \$2,185.30    | \$281.48                 | \$2,251.84    | \$240.00                | \$1,920.00    | \$242.00                                     | \$1,936.00    | \$616.46                    | \$4,931.68    | \$100.00                   | \$800.00      |
| 94       | 1.5" TAPPING SADDLE & CORP STOP                | EA   | 4.00      | \$ 449.13           | \$1,796.51    | \$562.54                 | \$2,250.16    | \$530.00                | \$2,120.00    | \$594.00                                     | \$2,376.00    | \$477.69                    | \$1,910.76    | \$320.00                   | \$1,280.00    |
| 95       | 2" TAPPING SADDLE & CORP STOP                  | EA   | 1.00      | \$ 467.40           | \$467.40      | \$780.49                 | \$780.49      | \$685.00                | \$685.00      | \$781.00                                     | \$781.00      | \$604.50                    | \$604.50      | \$650.00                   | \$650.00      |
| 96       | 1.5" CURB STOP & BOX                           | EA   | 4.00      | \$ 470.82           | \$1,883.29    | \$467.74                 | \$1,870.96    | \$500.00                | \$2,000.00    | \$550.00                                     | \$2,200.00    | \$362.04                    | \$1,448.16    | \$300.00                   | \$1,200.00    |



| ITEM NO. | DESCRIPTION OF ITEM                                       | UNIT | QTY (EST) | ENGINEER'S ESTIMATE |               | HEAVY CONSTRUCTORS, INC. |               | HILLS MATERIALS COMPANY |               | STANLEY J. JOHNSON CONCRETE CONTRACTOR, INC. |               | SITE WORK SPECIALISTS, INC. |               | MAINLINE CONTRACTING, INC. |               |
|----------|---|------|-----------|---------------------|---------------|--------------------------|---------------|-------------------------|---------------|--|---------------|-----------------------------|---------------|----------------------------|---------------|
|          |   |      |           | UNIT COST           | EXTENDED COST | UNIT COST                | EXTENDED COST | UNIT COST               | EXTENDED COST | UNIT COST                                    | EXTENDED COST | UNIT COST                   | EXTENDED COST | UNIT COST                  | EXTENDED COST |
| 97       | 2" CURB STOP & BOX  | EA   | 1.00      | \$ 602.70           | \$602.70      | \$604.50                 | \$604.50      | \$555.00                | \$555.00      | \$605.00                                     | \$605.00      | \$421.85                    | \$421.85      | \$450.00                   | \$450.00      |
| 98       | ABANDON VALVE BOX   | EA   | 7.00      | \$ 254.20           | \$1,779.40    | \$169.50                 | \$1,186.50    | \$240.00                | \$1,680.00    | \$220.00                                     | \$1,540.00    | \$132.92                    | \$930.44      | \$100.00                   | \$700.00      |
| 99       | CONNECT TO EXISTING WATER MAIN                            | EA   | 8.00      | \$ 952.74           | \$7,621.90    | \$600.99                 | \$4,807.92    | \$675.00                | \$5,400.00    | \$693.00                                     | \$5,544.00    | \$346.07                    | \$2,768.56    | \$1,500.00                 | \$12,000.00   |
| 100      | RECONNECT WATER SERVICE                                   | EA   | 17.00     | \$ 291.10           | \$4,948.70    | \$274.16                 | \$4,660.72    | \$520.00                | \$8,840.00    | \$528.00                                     | \$8,976.00    | \$173.63                    | \$2,951.71    | \$500.00                   | \$8,500.00    |
| 101      | ADJUST EXISTING VALVE                                     | EA   | 3.00      | \$ 205.00           | \$615.00      | \$282.50                 | \$847.50      | \$100.00                | \$300.00      | \$93.50                                      | \$280.50      | \$146.71                    | \$440.13      | \$175.00                   | \$525.00      |
| 102      | REFURBISH EXISTING GATE VALVE                             | EA   | 4.00      | \$ 410.00           | \$1,640.00    | \$553.27                 | \$2,213.08    | \$850.00                | \$3,400.00    | \$880.00                                     | \$3,520.00    | \$443.04                    | \$1,772.16    | \$1,700.00                 | \$6,800.00    |
| 103      | CATHODIC CONTROL TEST STATION, COMPLETE                   | EA   | 4.00      | \$ 566.83           | \$2,267.30    | \$355.13                 | \$1,420.52    | \$275.00                | \$1,100.00    | \$308.00                                     | \$1,232.00    | \$334.53                    | \$1,338.12    | \$330.00                   | \$1,320.00    |
| 104      | CATHODIC PROTECTION ANODE (17 - 18 lb ZINC)               | EA   | 71.00     | \$ 250.00           | \$17,750.00   | \$207.52                 | \$14,733.92   | \$200.00                | \$14,200.00   | \$220.00                                     | \$15,620.00   | \$188.20                    | \$13,362.20   | \$235.00                   | \$16,685.00   |
| 105      | CATHODIC PROTECTION, CONTAMINATED SOIL, (18 lb ANODE BAG) | EA   | 32.00     | \$ 250.00           | \$8,000.00    | \$213.12                 | \$6,819.84    | \$350.00                | \$11,200.00   | \$385.00                                     | \$12,320.00   | \$169.06                    | \$5,409.92    | \$150.00                   | \$4,800.00    |
| 106      | 12" RCP, CLASS II   | LF   | 17.00     | \$ 47.50            | \$807.50      | \$42.64                  | \$724.88      | \$70.00                 | \$1,190.00    | \$74.80                                      | \$1,271.60    | \$52.39                     | \$890.63      | \$40.00                    | \$680.00      |
| 107      | 15" RCP, CLASS II   | LF   | 2.00      | \$ 50.00            | \$100.00      | \$314.17                 | \$628.34      | \$200.00                | \$400.00      | \$220.00                                     | \$440.00      | \$69.77                     | \$139.54      | \$56.00                    | \$112.00      |
| 108      | 18" RCP, CLASS II   | LF   | 795.00    | \$ 48.00            | \$38,160.00   | \$40.14                  | \$31,911.30   | \$59.00                 | \$46,905.00   | \$66.00                                      | \$52,470.00   | \$57.65                     | \$45,831.75   | \$45.00                    | \$35,775.00   |
| 109      | 24" RCP, CLASS II   | LF   | 557.00    | \$ 55.00            | \$30,635.00   | \$49.32                  | \$27,471.24   | \$59.00                 | \$32,863.00   | \$66.00                                      | \$36,762.00   | \$65.72                     | \$36,606.04   | \$52.00                    | \$28,964.00   |
| 110      | 30" RCP, CLASS II   | LF   | 127.00    | \$ 65.00            | \$8,255.00    | \$63.24                  | \$8,031.48    | \$88.00                 | \$11,176.00   | \$99.00                                      | \$12,573.00   | \$78.18                     | \$9,928.86    | \$63.00                    | \$8,001.00    |
| 111      | 30" RCP, CLASS V  | LF   | 57.00     | \$ 110.00           | \$6,270.00    | \$132.96                 | \$7,578.72    | \$120.00                | \$6,840.00    | \$146.30                                     | \$8,339.10    | \$140.61                    | \$8,014.77    | \$140.00                   | \$7,980.00    |
| 112      | JACKING OF 30" CLASS V RCP (UNDER RAILROAD TRACKS)        | LF   | 57.00     | \$ 300.00           | \$17,100.00   | \$470.96                 | \$26,844.72   | \$425.00                | \$24,225.00   | \$528.00                                     | \$30,096.00   | \$516.06                    | \$29,415.42   | \$325.00                   | \$18,525.00   |
| 113      | 36" RCP, CLASS II, ARCH                                   | LF   | 189.00    | \$ 95.00            | \$17,955.00   | \$120.24                 | \$22,725.36   | \$110.00                | \$20,790.00   | \$126.50                                     | \$23,908.50   | \$128.23                    | \$24,235.47   | \$110.00                   | \$20,790.00   |
| 114      | RCP ARCH TO ROUND TRANSITION - 36" ARCH X 24" RCP         | EA   | 1.00      | \$ 800.00           | \$800.00      | \$2,510.32               | \$2,510.32    | \$2,100.00              | \$2,100.00    | \$2,502.50                                   | \$2,502.50    | \$2,095.51                  | \$2,095.51    | \$2,200.00                 | \$2,200.00    |
| 115      | 24" RCP, 45 DEGREE BEND                                   | EA   | 2.00      | \$ 450.00           | \$900.00      | \$2,105.36               | \$4,210.72    | \$2,000.00              | \$4,000.00    | \$2,200.00                                   | \$4,400.00    | \$1,953.63                  | \$3,907.26    | \$2,000.00                 | \$4,000.00    |
| 116      | 36" RCP, 25 DEGREE BEND, ARCH                             | EA   | 1.00      | \$ 900.00           | \$900.00      | \$2,181.81               | \$2,181.81    | \$635.00                | \$635.00      | \$693.00                                     | \$693.00      | \$1,861.51                  | \$1,861.51    | \$1,900.00                 | \$1,900.00    |
| 117      | 12" RCP PLUG/CAP  | EA   | 2.00      | \$ 150.00           | \$300.00      | \$203.66                 | \$407.32      | \$135.00                | \$270.00      | \$143.00                                     | \$286.00      | \$195.37                    | \$390.74      | \$140.00                   | \$280.00      |
| 118      | 15" RCP PLUG/CAP  | EA   | 1.00      | \$ 175.00           | \$175.00      | \$208.80                 | \$208.80      | \$150.00                | \$150.00      | \$154.00                                     | \$154.00      | \$199.53                    | \$199.53      | \$170.00                   | \$170.00      |
| 119      | 18" RCP PLUG/CAP  | EA   | 4.00      | \$ 194.50           | \$778.00      | \$256.87                 | \$1,027.48    | \$185.00                | \$740.00      | \$209.00                                     | \$836.00      | \$246.81                    | \$987.24      | \$260.00                   | \$1,040.00    |
| 120      | 24" RCP PLUG/CAP  | EA   | 5.00      | \$ 233.50           | \$1,167.50    | \$279.00                 | \$1,395.00    | \$200.00                | \$1,000.00    | \$220.00                                     | \$1,100.00    | \$269.65                    | \$1,348.25    | \$300.00                   | \$1,500.00    |
| 121      | 18" X 24" RCP INCREASER                                   | EA   | 2.00      | \$ 650.00           | \$1,300.00    | \$357.33                 | \$714.66      | \$250.00                | \$500.00      | \$275.00                                     | \$550.00      | \$262.35                    | \$524.70      | \$400.00                   | \$800.00      |
| 122      | 24" X 24" X 24" RCP TEE                                   | EA   | 2.00      | \$ 724.00           | \$1,448.00    | \$802.62                 | \$1,605.24    | \$625.00                | \$1,250.00    | \$726.00                                     | \$1,452.00    | \$662.09                    | \$1,324.18    | \$860.00                   | \$1,720.00    |
| 123      | 30" X 30" X 12" RCP TEE                                   | EA   | 1.00      | \$ 750.00           | \$750.00      | \$989.91                 | \$989.91      | \$965.00                | \$965.00      | \$1,100.00                                   | \$1,100.00    | \$841.53                    | \$841.53      | \$1,000.00                 | \$1,000.00    |
| 124      | 36" X 36" X 18", 36" ARCH X 18" RCP TEE                   | EA   | 1.00      | \$ 1,200.00         | \$1,200.00    | \$2,450.24               | \$2,450.24    | \$2,350.00              | \$2,350.00    | \$2,783.00                                   | \$2,783.00    | \$2,187.32                  | \$2,187.32    | \$2,200.00                 | \$2,200.00    |
| 125      | 4' X 4' RCP JUNCTION BOX                                  | EA   | 2.00      | \$ 3,919.00         | \$7,838.00    | \$4,344.58               | \$8,689.16    | \$5,430.00              | \$10,860.00   | \$4,500.00                                   | \$9,000.00    | \$5,818.40                  | \$11,636.80   | \$4,600.00                 | \$9,200.00    |
| 126      | CONNECT TO EXISTING STORM SEWER MANHOLE                   | EA   | 5.00      | \$ 427.50           | \$2,137.50    | \$565.00                 | \$2,825.00    | \$2,000.00              | \$10,000.00   | \$2,090.00                                   | \$10,450.00   | \$701.82                    | \$3,509.10    | \$1,100.00                 | \$5,500.00    |
| 127      | TYPE "B" INLET W/ VANED GRATE                             | EA   | 9.00      | \$ 1,930.50         | \$17,374.50   | \$2,004.31               | \$18,038.79   | \$2,355.00              | \$21,195.00   | \$2,000.00                                   | \$18,000.00   | \$2,821.05                  | \$25,389.45   | \$2,100.00                 | \$18,900.00   |
| 128      | REINFORCED SPECIAL TYPE "B" INLET, WITH VANED GRATE       | EA   | 4.00      | \$ 2,970.50         | \$11,882.00   | \$3,812.31               | \$15,249.24   | \$3,900.00              | \$15,600.00   | \$3,500.00                                   | \$14,000.00   | \$5,097.52                  | \$20,390.08   | \$3,600.00                 | \$14,400.00   |
| 129      | AREA INLET  | EA   | 2.00      | \$ 2,500.00         | \$5,000.00    | \$3,076.78               | \$6,153.56    | \$3,400.00              | \$6,800.00    | \$3,000.00                                   | \$6,000.00    | \$4,752.06                  | \$9,504.12    | \$3,100.00                 | \$6,200.00    |
| 130      | DOUBLE TYPE "B" INLET                                     | EA   | 2.00      | \$ 4,000.00         | \$8,000.00    | \$3,780.13               | \$7,560.26    | \$4,300.00              | \$8,600.00    | \$3,800.00                                   | \$7,600.00    | \$5,673.31                  | \$11,346.62   | \$3,900.00                 | \$7,800.00    |

| ITEM NO. | DESCRIPTION OF ITEM                                    | UNIT | QTY (EST) | ENGINEER'S ESTIMATE |               | HEAVY CONSTRUCTORS, INC. |               | HILLS MATERIALS COMPANY |               | STANLEY J. JOHNSON CONCRETE CONTRACTOR, INC. |               | SITE WORK SPECIALISTS, INC. |               | MAINLINE CONTRACTING, INC. |               |
|----------|--|------|-----------|---------------------|---------------|--------------------------|---------------|-------------------------|---------------|--|---------------|-----------------------------|---------------|----------------------------|---------------|
|          |  |      |           | UNIT COST           | EXTENDED COST | UNIT COST                | EXTENDED COST | UNIT COST               | EXTENDED COST | UNIT COST                                    | EXTENDED COST | UNIT COST                   | EXTENDED COST | UNIT COST                  | EXTENDED COST |
| 131      | SPECIAL ALLEY INLET                                    | EA   | 4.00      | \$ 4,200.00         | \$16,800.00   | \$4,493.42               | \$17,973.68   | \$5,550.00              | \$22,200.00   | \$5,000.00                                   | \$20,000.00   | \$7,782.57                  | \$31,130.28   | \$5,100.00                 | \$20,400.00   |
| 132      | EROSION, SEDIMENT, AND WATER POLLUTION CONTROL         | LS   | 1.00      | \$ 10,250.00        | \$10,250.00   | \$1,695.00               | \$1,695.00    | \$515.00                | \$515.00      | \$2,500.00                                   | \$2,500.00    | \$15,032.30                 | \$15,032.30   | \$15,000.00                | \$15,000.00   |
| 133      | SILT FENCING   | LF   | 64.00     | \$ 5.00             | \$320.00      | \$5.08                   | \$325.12      | \$4.75                  | \$304.00      | \$5.00                                       | \$320.00      | \$5.76                      | \$368.64      | \$5.00                     | \$320.00      |
| 134      | ROCK CHECK DAM   | LF   | 98.00     | \$ 60.00            | \$5,880.00    | \$12.83                  | \$1,257.34    | \$11.35                 | \$1,112.30    | \$12.10                                      | \$1,185.80    | \$27.64                     | \$2,708.72    | \$20.00                    | \$1,960.00    |
| 135      | 12" COMPOST SOCKS                                      | LF   | 112.00    | \$ 7.50             | \$840.00      | \$3.95                   | \$442.40      | \$3.60                  | \$403.20      | \$10.00                                      | \$1,120.00    | \$4.03                      | \$451.36      | \$10.00                    | \$1,120.00    |
| 136      | EROSION AND SEDIMENT CONTROL, INLET PROTECTION         | EA   | 24.00     | \$ 165.00           | \$3,960.00    | \$113.00                 | \$2,712.00    | \$130.00                | \$3,120.00    | \$110.00                                     | \$2,640.00    | \$230.31                    | \$5,527.44    | \$110.00                   | \$2,640.00    |
| 137      | CONSTRUCT SEDIMENTATION PONDS                          | LS   | 6.00      | \$ 1,000.00         | \$6,000.00    | \$1,695.00               | \$10,170.00   | \$550.00                | \$3,300.00    | \$572.00                                     | \$3,432.00    | \$1,633.64                  | \$9,801.84    | \$300.00                   | \$1,800.00    |
| 138      | AGGREGATE BASE COURSE, 3/4"                            | T    | 2,410.00  | \$ 22.00            | \$53,020.00   | \$18.08                  | \$43,572.80   | \$29.60                 | \$71,336.00   | \$33.00                                      | \$79,530.00   | \$20.89                     | \$50,344.90   | \$32.00                    | \$77,120.00   |
| 139      | GRAVEL SURFACING, TEMPORARY                            | T    | 500.00    | \$ 19.50            | \$9,750.00    | \$18.08                  | \$9,040.00    | \$29.60                 | \$14,800.00   | \$33.00                                      | \$16,500.00   | \$17.87                     | \$8,935.00    | \$26.00                    | \$13,000.00   |
| 140      | AC CLASS E, TYPE 1 PG64-28 (ALLEY REPAIR)              | T    | 51.00     | \$ 150.00           | \$7,650.00    | \$157.07                 | \$8,010.57    | \$135.00                | \$6,885.00    | \$148.50                                     | \$7,573.50    | \$155.46                    | \$7,928.46    | \$140.00                   | \$7,140.00    |
| 141      | PCC PAVEMENT, 9" REINFORCED                            | SY   | 6.00      | \$ 85.00            | \$510.00      | \$113.00                 | \$678.00      | \$135.00                | \$810.00      | \$130.00                                     | \$780.00      | \$115.16                    | \$690.96      | \$133.00                   | \$798.00      |
| 142      | PCC APPROACH PAVEMENT, REINFORCED, 6"                  | SY   | 396.00    | \$ 75.00            | \$29,700.00   | \$76.84                  | \$30,428.64   | \$77.00                 | \$30,492.00   | \$75.00                                      | \$29,700.00   | \$100.19                    | \$39,675.24   | \$77.00                    | \$30,492.00   |
| 143      | PCC DRIVEWAY PAVEMENT, REINFORCED, 6"                  | SY   | 33.00     | \$ 82.50            | \$2,722.50    | \$76.84                  | \$2,535.72    | \$77.00                 | \$2,541.00    | \$75.00                                      | \$2,475.00    | \$98.46                     | \$3,249.18    | \$77.00                    | \$2,541.00    |
| 144      | PCC PAVEMENT, 9" NONREINFORCED                         | SY   | 7,393.00  | \$ 78.00            | \$576,654.00  | \$62.00                  | \$458,366.00  | \$72.00                 | \$532,296.00  | \$70.00                                      | \$517,510.00  | \$89.82                     | \$664,039.26  | \$72.00                    | \$532,296.00  |
| 145      | CONCRETE CURB & GUTTER, TYPE B6-9                      | LF   | 1,975.00  | \$ 22.00            | \$43,450.00   | \$20.34                  | \$40,171.50   | \$24.65                 | \$48,683.75   | \$24.00                                      | \$47,400.00   | \$23.03                     | \$45,484.25   | \$24.50                    | \$48,387.50   |
| 146      | CONCRETE "P9" GUTTER                                   | LF   | 237.00    | \$ 21.50            | \$5,095.50    | \$19.21                  | \$4,552.77    | \$24.65                 | \$5,842.05    | \$24.00                                      | \$5,688.00    | \$31.09                     | \$7,368.33    | \$24.50                    | \$5,806.50    |
| 147      | CONCRETE FILLET (REINFORCED), 9"                       | SY   | 224.00    | \$ 85.00            | \$19,040.00   | \$79.10                  | \$17,718.40   | \$103.00                | \$23,072.00   | \$100.00                                     | \$22,400.00   | \$93.28                     | \$20,894.72   | \$102.00                   | \$22,848.00   |
| 148      | DOWEL BAR ASSEMBLY                                     | LF   | 5,618.00  | \$ 9.00             | \$50,562.00   | \$10.17                  | \$57,135.06   | \$14.40                 | \$80,899.20   | \$14.00                                      | \$78,652.00   | \$15.55                     | \$87,359.90   | \$14.50                    | \$81,461.00   |
| 149      | EXPANSION JOINTS                                       | LF   | 5,577.00  | \$ 1.10             | \$6,134.70    | \$2.26                   | \$12,604.02   | \$4.75                  | \$26,490.75   | \$4.60                                       | \$25,654.20   | \$3.45                      | \$19,240.65   | \$4.75                     | \$26,490.75   |
| 150      | STANDARD REINFORCED CONCRETE - 4" THICKNESS            | SF   | 20,653.00 | \$ 5.00             | \$103,265.00  | \$4.98                   | \$102,851.94  | \$7.35                  | \$151,799.55  | \$4.80                                       | \$99,134.40   | \$11.09                     | \$229,041.77  | \$5.00                     | \$103,265.00  |
| 151      | STANDARD REINFORCED CONCRETE - 6" THICKNESS            | SF   | 1,974.00  | \$ 6.50             | \$12,831.00   | \$5.77                   | \$11,389.98   | \$9.97                  | \$19,680.78   | \$6.65                                       | \$13,127.10   | \$12.18                     | \$24,043.32   | \$7.00                     | \$13,818.00   |
| 152      | COLORED CONCRETE - RAWHIDE (4" Thickness), REINFORCED  | SF   | 5,942.00  | \$ 7.50             | \$44,565.00   | \$5.54                   | \$32,918.68   | \$9.60                  | \$57,043.20   | \$6.80                                       | \$40,405.60   | \$12.55                     | \$74,572.10   | \$7.00                     | \$41,594.00   |
| 153      | COLORED CONCRETE - RAWHIDE (6" Thickness), REINFORCED  | SF   | 408.00    | \$ 9.00             | \$3,672.00    | \$6.81                   | \$2,778.48    | \$17.35                 | \$7,078.80    | \$11.00                                      | \$4,488.00    | \$16.93                     | \$6,907.44    | \$11.30                    | \$4,610.40    |
| 154      | COLORED CONCRETE - ROSEMARY (4" Thickness), REINFORCED | SF   | 12,666.00 | \$ 10.75            | \$136,159.50  | \$5.33                   | \$67,509.78   | \$9.65                  | \$122,226.90  | \$7.00                                       | \$88,662.00   | \$12.85                     | \$162,758.10  | \$7.20                     | \$91,195.20   |
| 155      | COLORED CONCRETE - ROSEMARY (6" Thickness), REINFORCED | SF   | 892.00    | \$ 11.50            | \$10,258.00   | \$6.24                   | \$5,566.08    | \$14.00                 | \$12,488.00   | \$10.25                                      | \$9,143.00    | \$15.62                     | \$13,933.04   | \$10.50                    | \$9,366.00    |
| 156      | COLORED CONCRETE - SEQUOIA SAND (Node), REINFORCED     | SF   | 892.00    | \$ 7.50             | \$6,690.00    | \$5.72                   | \$5,102.24    | \$13.75                 | \$12,265.00   | \$10.25                                      | \$9,143.00    | \$29.94                     | \$26,706.48   | \$10.50                    | \$9,366.00    |
| 157      | COLORED CONCRETE - FLAGSTONE BROWN, REINFORCED         | SF   | 383.00    | \$ 10.00            | \$3,830.00    | \$5.71                   | \$2,186.93    | \$11.80                 | \$4,519.40    | \$7.80                                       | \$2,987.40    | \$19.32                     | \$7,399.56    | \$8.00                     | \$3,064.00    |
| 158      | COLORED FLAGSTONE BROWN STAMPED CONCRETE, REINFORCED   | SF   | 498.00    | \$ 12.00            | \$5,976.00    | \$6.93                   | \$3,451.14    | \$14.50                 | \$7,221.00    | \$11.50                                      | \$5,727.00    | \$28.79                     | \$14,337.42   | \$12.00                    | \$5,976.00    |
| 159      | NODE HANDICAP RAMP                                     | EA   | 2.00      | \$ 2,500.00         | \$5,000.00    | \$1,695.00               | \$3,390.00    | \$4,000.00              | \$8,000.00    | \$3,600.00                                   | \$7,200.00    | \$8,636.76                  | \$17,273.52   | \$3,700.00                 | \$7,400.00    |
| 160      | TRENCH DRAIN   | LF   | 152.00    | \$ 134.88           | \$20,501.76   | \$142.38                 | \$21,641.76   | \$350.00                | \$53,200.00   | \$300.00                                     | \$45,600.00   | \$287.89                    | \$43,759.28   | \$307.00                   | \$46,664.00   |
| 161      | DETECTIBLE WARNING PANELS (2x4)                        | SF   | 276.00    | \$ 38.00            | \$10,488.00   | \$54.24                  | \$14,970.24   | \$46.25                 | \$12,765.00   | \$45.00                                      | \$12,420.00   | \$74.85                     | \$20,658.60   | \$46.00                    | \$12,696.00   |
| 162      | TYPE C WALL (Prairie Edge)                             | LF   | 96.00     | \$ 80.00            | \$7,680.00    | \$76.84                  | \$7,376.64    | \$115.00                | \$11,040.00   | \$50.00                                      | \$4,800.00    | \$147.05                    | \$14,116.80   | \$51.30                    | \$4,924.80    |
| 163      | COLORED BAND IN TYPE C WALL                            | LF   | 108.00    | \$ 8.00             | \$864.00      | \$90.40                  | \$9,763.20    | \$18.50                 | \$1,998.00    | \$18.00                                      | \$1,944.00    | \$115.16                    | \$12,437.28   | \$18.50                    | \$1,998.00    |
| 164      | CHEEK WALL (Prairie Edge)                              | LF   | 13.00     | \$ 100.00           | \$1,300.00    | \$158.20                 | \$2,056.60    | \$290.00                | \$3,770.00    | \$235.00                                     | \$3,055.00    | \$301.18                    | \$3,915.34    | \$241.00                   | \$3,133.00    |

| ITEM NO. | DESCRIPTION OF ITEM                                    | UNIT | QTY (EST) | ENGINEER'S ESTIMATE |               | HEAVY CONSTRUCTORS, INC. |               | HILLS MATERIALS COMPANY |               | STANLEY J. JOHNSON CONCRETE CONTRACTOR, INC. |               | SITE WORK SPECIALISTS, INC. |               | MAINLINE CONTRACTING, INC. |               |
|----------|--|------|-----------|---------------------|---------------|--------------------------|---------------|-------------------------|---------------|--|---------------|-----------------------------|---------------|----------------------------|---------------|
|          |  |      |           | UNIT COST           | EXTENDED COST | UNIT COST                | EXTENDED COST | UNIT COST               | EXTENDED COST | UNIT COST                                    | EXTENDED COST | UNIT COST                   | EXTENDED COST | UNIT COST                  | EXTENDED COST |
| 165      | PRECAST CONCRETE WALLS                                 | LF   | 291.00    | \$ 45.00            | \$13,095.00   | \$67.80                  | \$19,729.80   | \$215.00                | \$62,565.00   | \$140.00                                     | \$40,740.00   | \$98.58                     | \$28,686.78   | \$143.00                   | \$41,613.00   |
| 166      | CONCRETE CURB AT PLANTERS                              | LF   | 505.00    | \$ 7.00             | \$3,535.00    | \$28.25                  | \$14,266.25   | \$82.15                 | \$41,485.75   | \$80.00                                      | \$40,400.00   | \$23.03                     | \$11,630.15   | \$82.00                    | \$41,410.00   |
| 167      | STEPS WITH DETECTIBLE WARNING                          | LF   | 42.00     | \$ 105.00           | \$4,410.00    | \$135.60                 | \$5,695.20    | \$150.00                | \$6,300.00    | \$125.00                                     | \$5,250.00    | \$230.31                    | \$9,673.02    | \$128.00                   | \$5,376.00    |
| 168      | RAIN GARDEN - CUT PRECAST NOTCH                        | EA   | 21.00     | \$ 250.00           | \$5,250.00    | \$847.50                 | \$17,797.50   | \$31.00                 | \$651.00      | \$30.00                                      | \$630.00      | \$598.13                    | \$12,560.73   | \$31.00                    | \$651.00      |
| 169      | RAIN GARDEN - MISC MATERIALS @ EACH                    | EA   | 7.00      | \$ 450.00           | \$3,150.00    | \$1,130.00               | \$7,910.00    | \$715.00                | \$5,005.00    | \$1,750.00                                   | \$12,250.00   | \$690.94                    | \$4,836.58    | \$500.00                   | \$3,500.00    |
| 170      | MINERAL MULCH  | CY   | 18.00     | \$ 30.00            | \$540.00      | \$93.43                  | \$1,681.74    | \$282.00                | \$5,076.00    | \$302.50                                     | \$5,445.00    | \$89.82                     | \$1,616.76    | \$78.00                    | \$1,404.00    |
| 171      | GUARD RAILS  | LF   | 91.00     | \$ 72.00            | \$6,552.00    | \$66.31                  | \$6,034.21    | \$63.00                 | \$5,733.00    | \$130.00                                     | \$11,830.00   | \$63.34                     | \$5,763.94    | \$133.00                   | \$12,103.00   |
| 172      | HAND RAILS   | LF   | 130.00    | \$ 25.00            | \$3,250.00    | \$52.64                  | \$6,843.20    | \$50.00                 | \$6,500.00    | \$120.00                                     | \$15,600.00   | \$63.34                     | \$8,234.20    | \$123.00                   | \$15,990.00   |
| 173      | SITE FURNISHING - 6' BENCH                             | EA   | 5.00      | \$ 1,350.00         | \$6,750.00    | \$1,566.67               | \$7,833.35    | \$1,260.00              | \$6,300.00    | \$1,875.00                                   | \$9,375.00    | \$1,278.37                  | \$6,391.85    | \$1,900.00                 | \$9,500.00    |
| 174      | SITE FURNISHING - 4' BENCH                             | EA   | 3.00      | \$ 1,100.00         | \$3,300.00    | \$1,360.45               | \$4,081.35    | \$1,110.00              | \$3,330.00    | \$1,600.00                                   | \$4,800.00    | \$1,128.84                  | \$3,386.52    | \$1,650.00                 | \$4,950.00    |
| 175      | SITE FURNISHING - 4' BENCH NO BACK                     | EA   | 6.00      | \$ 1,100.00         | \$6,600.00    | \$1,167.60               | \$7,005.60    | \$925.00                | \$5,550.00    | \$1,250.00                                   | \$7,500.00    | \$936.24                    | \$5,617.44    | \$1,300.00                 | \$7,800.00    |
| 176      | SITE FURNISHING - WASTE RECEPTACLE                     | EA   | 14.00     | \$ 1,100.00         | \$15,400.00   | \$1,124.28               | \$15,739.92   | \$935.00                | \$13,090.00   | \$1,250.00                                   | \$17,500.00   | \$888.01                    | \$12,432.14   | \$1,300.00                 | \$18,200.00   |
| 177      | SITE FURNISHING - BICYCLE RACK                         | EA   | 13.00     | \$ 650.00           | \$8,450.00    | \$553.09                 | \$7,190.17    | \$655.00                | \$8,515.00    | \$750.00                                     | \$9,750.00    | \$843.71                    | \$10,968.23   | \$770.00                   | \$10,010.00   |
| 178      | SKATESTOPPERS  | EA   | 267.00    | \$ 20.00            | \$5,340.00    | \$25.31                  | \$6,757.77    | \$32.85                 | \$8,770.95    | \$32.50                                      | \$8,677.50    | \$24.08                     | \$6,429.36    | \$33.00                    | \$8,811.00    |
| 179      | CLOCK TOWER INCLUDING Footing, with Electrical Service | EA   | 1.00      | \$ 25,000.00        | \$25,000.00   | \$18,851.79              | \$18,851.79   | \$17,130.00             | \$17,130.00   | \$18,351.30                                  | \$18,351.30   | \$20,540.82                 | \$20,540.82   | \$17,100.00                | \$17,100.00   |
| 180      | SITE FURNISHING - TREE GRATE 2 (4x4)                   | EA   | 6.00      | \$ 800.00           | \$4,800.00    | \$1,377.70               | \$8,266.20    | \$2,335.00              | \$14,010.00   | \$2,275.00                                   | \$13,650.00   | \$1,044.38                  | \$6,266.28    | \$2,300.00                 | \$13,800.00   |
| 181      | SITE FURNISHING - TREE GRATE 1 (9x4)                   | EA   | 23.00     | \$ 1,500.00         | \$34,500.00   | \$2,469.50               | \$56,798.50   | \$4,440.00              | \$102,120.00  | \$4,325.00                                   | \$99,475.00   | \$2,043.49                  | \$47,000.27   | \$4,400.00                 | \$101,200.00  |
| 182      | SITE FURNISHING - PLANTER WITH SOIL AND PLANTINGS      | EA   | 19.00     | \$ 1,400.00         | \$26,600.00   | \$1,354.87               | \$25,742.53   | \$2,230.00              | \$42,370.00   | \$1,320.00                                   | \$25,080.00   | \$1,381.88                  | \$26,255.72   | \$500.00                   | \$9,500.00    |
| 183      | SITE FURNISHING - BOLLARDS                             | EA   | 4.00      | \$ 325.00           | \$1,300.00    | \$565.00                 | \$2,260.00    | \$1,375.00              | \$5,500.00    | \$1,200.00                                   | \$4,800.00    | \$320.17                    | \$1,280.68    | \$1,200.00                 | \$4,800.00    |
| 184      | PERENNIAL TRANSPLANT                                   | EA   | 50.00     | \$ 40.00            | \$2,000.00    | \$47.91                  | \$2,395.50    | \$25.65                 | \$1,282.50    | \$27.50                                      | \$1,375.00    | \$28.79                     | \$1,439.50    | \$40.00                    | \$2,000.00    |
| 185      | SHRUB TRANSPLANT                                       | EA   | 35.00     | \$ 25.00            | \$875.00      | \$47.91                  | \$1,676.85    | \$41.00                 | \$1,435.00    | \$44.00                                      | \$1,540.00    | \$46.06                     | \$1,612.10    | \$40.00                    | \$1,400.00    |
| 186      | DECIDUOUS TREES (2-3" CAL)                             | EA   | 19.00     | \$ 750.00           | \$14,250.00   | \$407.25                 | \$7,737.75    | \$600.00                | \$11,400.00   | \$632.50                                     | \$12,017.50   | \$391.53                    | \$7,439.07    | \$230.00                   | \$4,370.00    |
| 187      | PERENNIAL & GRASSES                                    | EA   | 942.00    | \$ 25.00            | \$23,550.00   | \$26.35                  | \$24,821.70   | \$22.60                 | \$21,289.20   | \$24.20                                      | \$22,796.40   | \$25.33                     | \$23,860.86   | \$22.00                    | \$20,724.00   |
| 188      | IRRIGATION SYSTEM                                      | LS   | 1.00      | \$ 22,500.00        | \$22,500.00   | \$45,276.84              | \$45,276.84   | \$47,000.00             | \$47,000.00   | \$50,000.00                                  | \$50,000.00   | \$8,982.22                  | \$8,982.22    | \$21,500.00                | \$21,500.00   |
| 189      | IRRIGATION - RELOCATE BP                               | LS   | 1.00      | \$ 15,000.00        | \$15,000.00   | \$5,749.44               | \$5,749.44    | \$7,475.00              | \$7,475.00    | \$8,000.00                                   | \$8,000.00    | \$5,527.51                  | \$5,527.51    | \$4,800.00                 | \$4,800.00    |
| 190      | RESET TIME CAPSULE                                     | LS   | 1.00      | \$ 250.00           | \$250.00      | \$1,695.00               | \$1,695.00    | \$500.00                | \$500.00      | \$500.00                                     | \$500.00      | \$1,329.24                  | \$1,329.24    | \$500.00                   | \$500.00      |
| 191      | 2" RIGID CONDUIT, SCHEDULE 40                          | LF   | 2,895.00  | \$ 7.97             | \$23,073.15   | \$5.67                   | \$16,414.65   | \$5.15                  | \$14,909.25   | \$5.52                                       | \$15,980.40   | \$5.78                      | \$16,733.10   | \$5.05                     | \$14,619.75   |
| 192      | 2" RIGID CONDUIT, SCHEDULE 80                          | LF   | 2,320.00  | \$ 9.30             | \$21,573.68   | \$5.74                   | \$13,316.80   | \$5.22                  | \$12,110.40   | \$5.59                                       | \$12,968.80   | \$5.85                      | \$13,572.00   | \$5.10                     | \$11,832.00   |
| 193      | 1/C #3 AWG COPPER WIRE                                 | LF   | 70.00     | \$ 3.37             | \$236.18      | \$3.41                   | \$238.70      | \$3.10                  | \$217.00      | \$3.31                                       | \$231.70      | \$3.48                      | \$243.60      | \$3.10                     | \$217.00      |
| 194      | 1/C #4 AWG COPPER WIRE                                 | LF   | 1,030.00  | \$ 2.87             | \$2,955.07    | \$3.36                   | \$3,460.80    | \$3.05                  | \$3,141.50    | \$3.27                                       | \$3,368.10    | \$3.42                      | \$3,522.60    | \$3.05                     | \$3,141.50    |
| 195      | 1/C #6 AWG COPPER WIRE                                 | LF   | 11,730.00 | \$ 1.99             | \$23,377.89   | \$1.08                   | \$12,668.40   | \$1.00                  | \$11,730.00   | \$1.06                                       | \$12,433.80   | \$1.11                      | \$13,020.30   | \$1.00                     | \$11,730.00   |
| 196      | 1/C #8 AWG COPPER WIRE                                 | LF   | 19,435.00 | \$ 1.40             | \$27,111.83   | \$0.69                   | \$13,410.15   | \$0.65                  | \$12,632.75   | \$0.67                                       | \$13,021.45   | \$0.70                      | \$13,604.50   | \$0.65                     | \$12,632.75   |
| 197      | 1/C #10 AWG COPPER WIRE                                | LF   | 9,500.00  | \$ 1.01             | \$9,595.00    | \$0.45                   | \$4,275.00    | \$0.41                  | \$3,895.00    | \$0.44                                       | \$4,180.00    | \$0.46                      | \$4,370.00    | \$0.45                     | \$4,275.00    |
| 198      | 2/C #10 COPPER POLE & BRACKET CABLE                    | EA   | 66.00     | \$ 265.68           | \$17,534.81   | \$61.90                  | \$4,085.40    | \$56.25                 | \$3,712.50    | \$60.25                                      | \$3,976.50    | \$63.08                     | \$4,163.28    | \$56.50                    | \$3,729.00    |



| ITEM NO. | DESCRIPTION OF ITEM   | UNIT | QTY (EST) | ENGINEER'S ESTIMATE |               | HEAVY CONSTRUCTORS, INC. |               | HILLS MATERIALS COMPANY |               | STANLEY J. JOHNSON CONCRETE CONTRACTOR, INC. |               | SITE WORK SPECIALISTS, INC. |               | MAINLINE CONTRACTING, INC. |               |
|----------|---|------|-----------|---------------------|---------------|--------------------------|---------------|-------------------------|---------------|--|---------------|-----------------------------|---------------|----------------------------|---------------|
|          |   |      |           | UNIT COST           | EXTENDED COST | UNIT COST                | EXTENDED COST | UNIT COST               | EXTENDED COST | UNIT COST                                    | EXTENDED COST | UNIT COST                   | EXTENDED COST | UNIT COST                  | EXTENDED COST |
| 199      | FIBER OPTIC CABLE   | CLF  | 19.30     | \$ 664.20           | \$12,819.02   | \$88.28                  | \$1,703.80    | \$80.20                 | \$1,547.86    | \$85.94                                      | \$1,658.64    | \$89.96                     | \$1,736.23    | \$80.30                    | \$1,549.79    |
| 200      | 11" X 18", 18" DEEP NON METALLIC J-BOX                          | EA   | 50.00     | \$ 1,726.92         | \$86,345.75   | \$490.15                 | \$24,507.50   | \$450.00                | \$22,500.00   | \$477.14                                     | \$23,857.00   | \$499.50                    | \$24,975.00   | \$445.00                   | \$22,250.00   |
| 201      | 30" ROADWAY POLE  | EA   | 13.00     | \$ 9,365.20         | \$121,747.54  | \$6,728.88               | \$87,475.44   | \$6,115.00              | \$79,495.00   | \$6,550.50                                   | \$85,156.50   | \$6,857.30                  | \$89,144.90   | \$6,100.00                 | \$79,300.00   |
| 202      | 12" PEDESTRIAN POLE   | EA   | 19.00     | \$ 6,044.20         | \$114,839.88  | \$4,384.31               | \$83,301.89   | \$4,000.00              | \$76,000.00   | \$4,268.00                                   | \$81,092.00   | \$4,467.99                  | \$84,891.81   | \$4,000.00                 | \$76,000.00   |
| 203      | PEDESTRIAN LUMINAIRE, 175W MH                                   | EA   | 19.00     | \$ 2,324.69         | \$44,169.19   | \$1,022.86               | \$19,434.34   | \$930.00                | \$17,670.00   | \$995.73                                     | \$18,918.87   | \$1,042.39                  | \$19,805.41   | \$930.00                   | \$17,670.00   |
| 204      | ROADWAY LUMINAIRE, 250W MH                                      | EA   | 13.00     | \$ 2,590.37         | \$33,674.85   | \$1,648.01               | \$21,424.13   | \$1,500.00              | \$19,500.00   | \$1,604.39                                   | \$20,857.07   | \$1,679.47                  | \$21,833.11   | \$1,500.00                 | \$19,500.00   |
| 205      | PEDESTRIAN LUMINAIRE, (1) 175W MH, (1) LED                      | EA   | 1.00      | \$ 3,719.51         | \$3,719.51    | \$3,271.18               | \$3,271.18    | \$2,975.00              | \$2,975.00    | \$3,184.50                                   | \$3,184.50    | \$3,333.61                  | \$3,333.61    | \$3,000.00                 | \$3,000.00    |
| 206      | ROADWAY LUMINAIRE, 250W MH, (1) LED                             | EA   | 1.00      | \$ 4,211.02         | \$4,211.02    | \$3,900.43               | \$3,900.43    | \$3,550.00              | \$3,550.00    | \$3,797.20                                   | \$3,797.20    | \$3,974.87                  | \$3,974.87    | \$3,500.00                 | \$3,500.00    |
| 207      | 2' DIAMETER FOOTING   | EA   | 32.00     | \$ 1,195.56         | \$38,257.82   | \$1,484.82               | \$47,514.24   | \$1,350.00              | \$43,200.00   | \$1,445.40                                   | \$46,252.80   | \$978.83                    | \$31,322.56   | \$1,350.00                 | \$43,200.00   |
| 208      | ELECTRICAL SERVICE CABINET W/ PANEL W/FOOTING                   | EA   | 5.00      | \$ 9,298.78         | \$46,493.88   | \$4,407.00               | \$22,035.00   | \$4,000.00              | \$20,000.00   | \$4,290.00                                   | \$21,450.00   | \$4,491.11                  | \$22,455.55   | \$4,000.00                 | \$20,000.00   |
| 209      | LIGHT POLE (work arounds)                                       | EA   | 8.00      | \$ 200.00           | \$1,600.00    | \$452.00                 | \$3,616.00    | \$100.00                | \$800.00      | \$550.00                                     | \$4,400.00    | \$2,303.13                  | \$18,425.04   | \$150.00                   | \$1,200.00    |
| 210      | PAVEMENT MARKING PAINT, 4" WHITE                                | LF   | 720.00    | \$ 0.50             | \$360.00      | \$0.11                   | \$79.20       | \$0.10                  | \$72.00       | \$0.11                                       | \$79.20       | \$0.12                      | \$86.40       | \$0.10                     | \$72.00       |
| 211      | PAVEMENT MARKING PAINT, YELLOW CURB                             | LF   | 150.00    | \$ 0.50             | \$75.00       | \$1.13                   | \$169.50      | \$1.05                  | \$157.50      | \$1.10                                       | \$165.00      | \$1.15                      | \$172.50      | \$1.00                     | \$150.00      |
| 212      | PAVEMENT MARKING PAINT, BLUE CURB                               | LF   | 254.00    | \$ 1.25             | \$317.50      | \$1.69                   | \$429.26      | \$1.55                  | \$393.70      | \$1.65                                       | \$419.10      | \$1.73                      | \$439.42      | \$1.50                     | \$381.00      |
| 213      | PAVEMENT MARKING PAINT, HANDICAP SYMBOL                         | EA   | 8.00      | \$ 500.00           | \$4,000.00    | \$28.25                  | \$226.00      | \$25.65                 | \$205.20      | \$27.50                                      | \$220.00      | \$28.79                     | \$230.32      | \$25.00                    | \$200.00      |
| 214      | SHARROW SYMBOL  | EA   | 24.00     | \$ 600.00           | \$14,400.00   | \$45.20                  | \$1,084.80    | \$41.00                 | \$984.00      | \$44.00                                      | \$1,056.00    | \$46.06                     | \$1,105.44    | \$40.00                    | \$960.00      |
| 215      | COLD APPLIED PLASTIC PAVEMENT MARKING, 4" WHITE                 | LF   | 3,000.00  | \$ 3.00             | \$9,000.00    | \$2.71                   | \$8,130.00    | \$2.45                  | \$7,350.00    | \$2.64                                       | \$7,920.00    | \$2.76                      | \$8,280.00    | \$2.40                     | \$7,200.00    |
| 216      | COLD APPLIED PLASTIC PAVEMENT MARKING, 4" YELLOW                | LF   | 2,450.00  | \$ 3.00             | \$7,350.00    | \$2.71                   | \$6,639.50    | \$2.45                  | \$6,002.50    | \$2.64                                       | \$6,468.00    | \$2.76                      | \$6,762.00    | \$2.40                     | \$5,880.00    |
| 217      | COLD APPLIED PLASTIC PAVEMENT MARKING, 24" WHITE                | LF   | 410.00    | \$ 17.00            | \$6,970.00    | \$20.34                  | \$8,339.40    | \$18.50                 | \$7,585.00    | \$19.80                                      | \$8,118.00    | \$20.73                     | \$8,499.30    | \$18.00                    | \$7,380.00    |
| 218      | COLD APPLIED PLASTIC PAVEMENT MARKING, 24" YELLOW               | LF   | 66.00     | \$ 17.00            | \$1,122.00    | \$20.34                  | \$1,342.44    | \$18.50                 | \$1,221.00    | \$19.80                                      | \$1,306.80    | \$20.73                     | \$1,368.18    | \$18.00                    | \$1,188.00    |
| 219      | COLD APPLIED PLASTIC PAVEMENT MARKING, ARROW                    | EA   | 4.00      | \$ 225.50           | \$902.00      | \$197.75                 | \$791.00      | \$180.00                | \$720.00      | \$192.50                                     | \$770.00      | \$201.53                    | \$806.12      | \$175.00                   | \$700.00      |
| 220      | COLD APPLIED PLASTIC PAVEMENT MARKING, RR CROSSING              | EA   | 2.00      | \$ 1,341.00         | \$2,682.00    | \$1,921.00               | \$3,842.00    | \$1,750.00              | \$3,500.00    | \$1,870.00                                   | \$3,740.00    | \$1,957.67                  | \$3,915.34    | \$1,700.00                 | \$3,400.00    |
| 221      | GROOVE FOR COLD APPLIED PLASTIC PAVEMENT MARKING, 4"            | LF   | 5,450.00  | \$ 0.32             | \$1,744.00    | \$0.28                   | \$1,526.00    | \$0.26                  | \$1,417.00    | \$0.28                                       | \$1,526.00    | \$0.29                      | \$1,580.50    | \$0.25                     | \$1,362.50    |
| 222      | GROOVE FOR COLD APPLIED PLASTIC PAVEMENT MARKING, 24"           | LF   | 476.00    | \$ 1.90             | \$904.40      | \$2.26                   | \$1,075.76    | \$2.05                  | \$975.80      | \$2.20                                       | \$1,047.20    | \$2.30                      | \$1,094.80    | \$2.00                     | \$952.00      |
| 223      | GROOVE FOR COLD APPLIED PLASTIC PAVEMENT MARKING, ARROW         | LF   | 4.00      | \$ 84.93            | \$339.72      | \$84.75                  | \$339.00      | \$77.00                 | \$308.00      | \$82.50                                      | \$330.00      | \$86.37                     | \$345.48      | \$75.00                    | \$300.00      |
| 224      | GROOVING FOR COLD APPLIED PLASTIC PAVEMENT MARKING, RR CROSSING | LF   | 2.00      | \$ 370.88           | \$741.76      | \$565.00                 | \$1,130.00    | \$515.00                | \$1,030.00    | \$550.00                                     | \$1,100.00    | \$575.79                    | \$1,151.58    | \$500.00                   | \$1,000.00    |
| 225      | REGULATORY SIGN   | EA   | 80.00     | \$ 112.50           | \$9,000.00    | \$101.70                 | \$8,136.00    | \$92.45                 | \$7,396.00    | \$99.00                                      | \$7,920.00    | \$103.64                    | \$8,291.20    | \$90.00                    | \$7,200.00    |
| 226      | SIGN POST   | EA   | 72.00     | \$ 131.00           | \$9,432.00    | \$73.45                  | \$5,288.40    | \$66.75                 | \$4,806.00    | \$71.50                                      | \$5,148.00    | \$74.85                     | \$5,389.20    | \$65.00                    | \$4,680.00    |
| 227      | TRAFFIC CONTROL PLAN PREPARATION                                | LS   | 1.00      | \$ 4,100.00         | \$4,100.00    | \$1,130.00               | \$1,130.00    | \$1,025.00              | \$1,025.00    | \$1,000.00                                   | \$1,000.00    | \$1,151.57                  | \$1,151.57    | \$1,000.00                 | \$1,000.00    |
| 228      | TRAFFIC CONTROL   | LS   | 1.00      | \$ 45,000.00        | \$45,000.00   | \$25,425.00              | \$25,425.00   | \$23,105.00             | \$23,105.00   | \$25,000.00                                  | \$25,000.00   | \$25,910.25                 | \$25,910.25   | \$22,500.00                | \$22,500.00   |
| 229      | 606 MAIN STREET - INFILL  | LS   | 1.00      | \$ 18,000.00        | \$18,000.00   | \$28,730.25              | \$28,730.25   | \$51,500.00             | \$51,500.00   | \$40,000.00                                  | \$40,000.00   | \$25,463.80                 | \$25,463.80   | \$52,000.00                | \$52,000.00   |
| 230      | 513 TO 519 6th - INFILL AND MOVE FIRE SERVICE                   | LS   | 1.00      | \$ 30,000.00        | \$30,000.00   | \$53,262.55              | \$53,262.55   | \$77,865.00             | \$77,865.00   | \$51,600.00                                  | \$51,600.00   | \$32,500.47                 | \$32,500.47   | \$64,600.00                | \$64,600.00   |
| 231      | 523 6th - REPLACE STRUCTURAL COVER AND HATCH                    | LS   | 1.00      | \$ 16,000.00        | \$16,000.00   | \$7,772.14               | \$7,772.14    | \$22,515.00             | \$22,515.00   | \$17,700.00                                  | \$17,700.00   | \$13,437.49                 | \$13,437.49   | \$20,200.00                | \$20,200.00   |
| 232      | 601 ST. JOE - REPLACE STRUCTURAL COVER                          | LS   | 1.00      | \$ 25,000.00        | \$25,000.00   | \$26,696.25              | \$26,696.25   | \$39,300.00             | \$39,300.00   | \$27,600.00                                  | \$27,600.00   | \$23,720.14                 | \$23,720.14   | \$35,100.00                | \$35,100.00   |

| ITEM NO. | DESCRIPTION OF ITEM                 | UNIT | QTY (EST) | ENGINEER'S ESTIMATE |                | HEAVY CONSTRUCTORS, INC. |                | HILLS MATERIALS COMPANY |                | STANLEY J. JOHNSON CONCRETE CONTRACTOR, INC. |                | SITE WORK SPECIALISTS, INC. |                | MAINLINE CONTRACTING, INC. |                |
|----------|-------------------------------------|------|-----------|---------------------|----------------|--------------------------|----------------|-------------------------|----------------|--|----------------|-----------------------------|----------------|----------------------------|----------------|
|          |                                     |      |           | UNIT COST           | EXTENDED COST  | UNIT COST                | EXTENDED COST  | UNIT COST               | EXTENDED COST  | UNIT COST                                    | EXTENDED COST  | UNIT COST                   | EXTENDED COST  | UNIT COST                  | EXTENDED COST  |
| 233      | 522 6th - INFILL                    | LS   | 1.00      | \$ 30,000.00        | \$30,000.00    | \$43,917.45              | \$43,917.45    | \$86,415.00             | \$86,415.00    | \$60,000.00                                  | \$60,000.00    | \$36,279.12                 | \$36,279.12    | \$76,100.00                | \$76,100.00    |
| 234      | 512 6th - REPLACE STRUCTURAL COVERS | LS   | 1.00      | \$ 12,000.00        | \$12,000.00    | \$10,249.10              | \$10,249.10    | \$52,735.00             | \$52,735.00    | \$42,900.00                                  | \$42,900.00    | \$14,886.47                 | \$14,886.47    | \$47,900.00                | \$47,900.00    |
| 235      | 508 6th - REPLACE STRUCTURAL COVERS | LS   | 1.00      | \$ 12,000.00        | \$12,000.00    | \$10,791.50              | \$10,791.50    | \$52,735.00             | \$52,735.00    | \$42,900.00                                  | \$42,900.00    | \$14,886.47                 | \$14,886.47    | \$47,900.00                | \$47,900.00    |
| 236      | INSTALL 32" X 38" FRAME & GRATE     | LS   | 1.00      | \$ 2,500.00         | \$2,500.00     | \$3,576.45               | \$3,576.45     | \$4,100.00              | \$4,100.00     | \$4,000.00                                   | \$4,000.00     | \$1,681.08                  | \$1,681.08     | \$6,500.00                 | \$6,500.00     |
| 237      | 1" RIGID CONDUIT, SCHEDULE 40       | LF   | 160.00    | \$ 7.17             | \$1,147.20     | \$3.74                   | \$598.40       | \$3.40                  | \$544.00       | \$3.64                                       | \$582.40       | \$3.81                      | \$609.60       | \$3.40                     | \$544.00       |
| 238      | 4" RIGID CONDUIT, SCHEDULE 40       | LF   | 500.00    | \$ 25.70            | \$12,850.00    | \$6.83                   | \$3,415.00     | \$6.20                  | \$3,100.00     | \$6.64                                       | \$3,320.00     | \$6.96                      | \$3,480.00     | \$6.20                     | \$3,100.00     |
| 239      | 3" RIGID CONDUIT, SCHEDULE 80       | LF   | 360.00    | \$ 19.99            | \$7,196.40     | \$4.79                   | \$1,724.40     | \$4.35                  | \$1,566.00     | \$4.66                                       | \$1,677.60     | \$4.88                      | \$1,756.80     | \$4.35                     | \$1,566.00     |
| 240      | 4" RIGID CONDUIT, SCHEDULE 80       | LF   | 280.00    | \$ 32.41            | \$9,074.80     | \$9.09                   | \$2,545.20     | \$8.25                  | \$2,310.00     | \$8.84                                       | \$2,475.20     | \$9.26                      | \$2,592.80     | \$8.30                     | \$2,324.00     |
| 241      | 6" RIGID CONDUIT, SCHEDULE 80       | LF   | 360.00    | \$ 53.53            | \$19,270.80    | \$21.14                  | \$7,610.40     | \$19.20                 | \$6,912.00     | \$20.58                                      | \$7,408.80     | \$21.55                     | \$7,758.00     | \$19.30                    | \$6,948.00     |
| TOTALS   |                                     |      |           |                     | \$3,837,698.54 |                          | \$2,931,650.06 |                         | \$3,842,046.34 |  | \$3,964,298.06 |                             | \$4,027,219.27 |                            | \$4,084,563.44 |

# CONSULTANT

I certify that, to the best of my knowledge, this is a true tabulation of bids received for this project.

Neil Eichstadt, PE  
FourFront, Inc.

Date

Contract awarded to \_\_\_\_\_ in the amount of \$ \_\_\_\_\_ at the \_\_\_\_\_ Council Meeting.

# CITY OF RAPID CITY

Reviewed by:

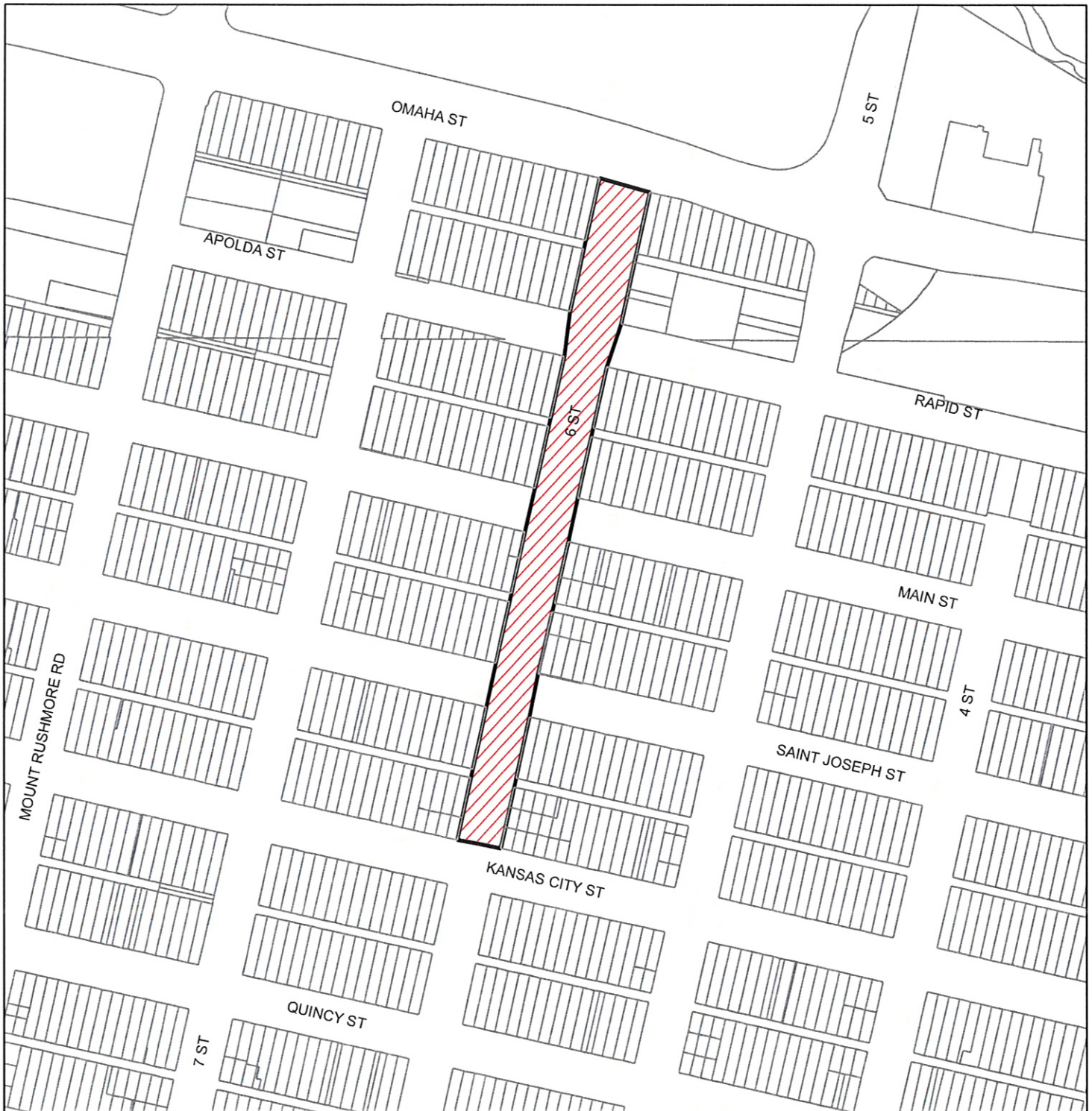
Todd Peckosh, PE

Date

# EXHIBIT "A"

SCALE 1" = 300'

PW071310-08



**DOWNTOWN STREET IMPROVEMENTS-PHASE 2**  
**OMAHA STREET TO KANSAS CITY STREET**  
**PROJECT NO. ST10-1817**

**CIP NO. 50138**

Item #10