

BID AWARD SUMMARY

LETTING DATE: July 28, 2009

PROJECT: Maple Avenue and East Idaho Street Reconstruction Project
Phase 1 Project 1
Project No. ST09-1809 / CIP No. 50626

RECOMMENDATION: Award Total Bid in the amount of \$626,819.80 to R.C.S. Construction, Inc. at the August 3, 2009 Council Meeting.

BIDDERS' SUMMARY

CONTRACTORS

TOTAL BID

R.C.S. Construction, Inc.	\$626,819.80
Mainline Contracting, Inc.	\$659,084.90
Heavy Constructors, Inc.	\$685,475.67
Simon Contractors of SD, Inc.	\$748,109.50
Hills Materials Company	\$784,309.60


City staff recommends awarding this project to R.C.S. Construction, Inc. for a total bid amount of \$626,819.80 based on unit pricing with the following appropriation:

	TOTAL	Vision 2012r	Sewer Replacement / Improvement	Water Replacement / Improvement
FUNDING SOURCE				
ADVERTISING AUTHORITY	\$740,000.00	\$465,000.00	\$197,500.00	\$77,500.00
ENGINEER'S ESTIMATE	\$782,000.00	\$498,370.37	\$201,118.59	\$82,511.04

APPROPRIATION DATA:


	TOTAL	Vision 2012	Sewer Replacement / Improvement	Water Replacement / Improvement
FUNDING SOURCE				
COST CENTER		0135	0833	0933
LINE ITEM		4370	4380	4381
FUNDING CENTER		0107	0604	0602
BID AMOUNT	\$626,819.80	\$424,618.27	\$140,347.30	\$61,854.23

CITY PROJECT MANAGER:


Stacey Titus, PE

DATE: July 29, 2009

CONSULTANT PROJECT MANAGER:


Kale R. McNaboe, PE

DATE: July 29, 2009

BID TABULATION
MAPLE AVENUE AND EAST IDAHO STREET RECONSTRUCTION PROJECT - PHASE 1 PROJECT 1
PROJECT NO. ST09-1809 / CIP NO. 50626
BID LETTING DATE: JULY 28, 2009

ITEM NO.	DESCRIPTION OF ITEM	UNIT	QTY (EST)	ENGINEER'S ESTIMATE		R.C.S. CONSTRUCTION, INC.		MAINLINE CONTRACTING, INC.		HEAVY CONSTRUCTORS, INC.		SIMON CONTRACTORS, INC.		HILLS MATERIALS COMPANY	
				UNIT COST	EXTENDED COST	UNIT COST	EXTENDED COST	UNIT COST	EXTENDED COST	UNIT COST	EXTENDED COST	UNIT COST	EXTENDED COST	UNIT COST	EXTENDED COST
1	MOBILIZATION	LS	1.00	\$35,750.50	\$35,750.50	\$66,000.00	\$66,000.00	\$30,000.00	\$30,000.00	\$9,573.00	\$9,573.00	\$28,000.00	\$28,000.00	\$15,000.00	\$15,000.00
2	INCIDENTAL WORK	LS	1.00	\$45,000.00	\$45,000.00	\$20,000.00	\$20,000.00	\$50,000.00	\$50,000.00	\$31,292.00	\$31,292.00	\$20,000.00	\$20,000.00	\$61,500.00	\$61,500.00
3	CONSTRUCTION STAKING	LS	1.00	\$14,000.00	\$14,000.00	\$14,200.00	\$14,200.00	\$13,000.00	\$13,000.00	\$15,659.00	\$15,659.00	\$15,000.00	\$15,000.00	\$13,250.00	\$13,250.00
4	TRAFFIC CONTROL PLAN PREPARATION	LS	1.00	\$1,800.00	\$1,800.00	\$340.00	\$340.00	\$750.00	\$750.00	\$355.00	\$355.00	\$350.00	\$350.00	\$315.00	\$315.00
5	TRAFFIC CONTROL	LS	1.00	\$22,000.00	\$22,000.00	\$3,750.00	\$3,750.00	\$4,000.00	\$4,000.00	\$3,900.00	\$3,900.00	\$5,000.00	\$5,000.00	\$3,500.00	\$3,500.00
6	EROSION CONTROL PLAN	LS	1.00	\$1,500.00	\$1,500.00	\$1,440.00	\$1,440.00	\$600.00	\$600.00	\$591.00	\$591.00	\$1,600.00	\$1,600.00	\$700.00	\$700.00
7	TEMPORARY EROSION CONTROL	LS	1.00	\$2,500.00	\$2,500.00	\$5,300.00	\$5,300.00	\$5,000.00	\$5,000.00	\$5,909.00	\$5,909.00	\$4,000.00	\$4,000.00	\$2,500.00	\$2,500.00
8	TEMPORARY GRAVEL SURFACING, 3/4" BASE COURSE	TON	285.00	\$21.00	\$5,985.00	\$18.00	\$5,130.00	\$16.00	\$4,560.00	\$17.00	\$4,845.00	\$22.00	\$6,270.00	\$25.00	\$7,125.00
9	BORROW, IMPORTED	CY	320.00	\$15.00	\$4,800.00	\$12.00	\$3,840.00	\$22.00	\$7,040.00	\$9.00	\$2,880.00	\$12.00	\$3,840.00	\$32.00	\$10,240.00
10	EXCAVATION, UNDERCUT	CY	200.00	\$9.00	\$1,800.00	\$5.00	\$1,000.00	\$10.00	\$2,000.00	\$5.00	\$1,000.00	\$13.00	\$2,600.00	\$20.00	\$4,000.00
11	UNCLASSIFIED EXCAVATION - DIGOUTS WITH TYPE 4 FOUNDATION MATERIAL	CY	25.00	\$50.00	\$1,250.00	\$5.00	\$125.00	\$45.00	\$1,125.00	\$58.00	\$1,450.00	\$68.00	\$1,700.00	\$62.00	\$1,550.00
12	TYPE I BEDDING	TON	200.00	\$16.00	\$3,200.00	\$17.00	\$3,400.00	\$16.00	\$3,200.00	\$21.00	\$4,200.00	\$30.00	\$6,000.00	\$24.00	\$4,800.00
13	TYPE II FOUNDATION MATERIAL	TON	200.00	\$22.00	\$4,400.00	\$18.00	\$3,600.00	\$20.00	\$4,000.00	\$21.00	\$4,200.00	\$30.00	\$6,000.00	\$22.00	\$4,400.00
14	TYPE III FOUNDATION MATERIAL	TON	100.00	\$30.00	\$3,000.00	\$18.00	\$1,800.00	\$20.00	\$2,000.00	\$21.00	\$2,100.00	\$33.00	\$3,300.00	\$24.00	\$2,400.00
15	TYPE IV FOUNDATION MATERIAL	TON	100.00	\$40.00	\$4,000.00	\$20.00	\$2,000.00	\$20.00	\$2,000.00	\$26.00	\$2,600.00	\$33.00	\$3,300.00	\$26.00	\$2,600.00
16	CONTROLLED LOW STRENGTH BACKFILL MATERIAL	CY	20.00	\$110.00	\$2,200.00	\$107.00	\$2,140.00	\$100.00	\$2,000.00	\$142.00	\$2,840.00	\$120.00	\$2,400.00	\$109.00	\$2,180.00
17	AASHTO T-180 SOIL TEST	EA	4.00	\$500.00	\$2,000.00	\$140.00	\$560.00	\$190.00	\$760.00	\$598.00	\$2,392.00	\$150.00	\$600.00	\$160.00	\$640.00
18	CLEARING & GRUBBING, TREES	EA	1.00	\$325.00	\$325.00	\$550.00	\$550.00	\$300.00	\$300.00	\$591.00	\$591.00	\$1,400.00	\$1,400.00	\$650.00	\$650.00
19	CLEARING & GRUBBING	LS	1.00	\$5,000.00	\$5,000.00	\$1,650.00	\$1,650.00	\$1,500.00	\$1,500.00	\$2,955.00	\$2,955.00	\$400.00	\$400.00	\$6,000.00	\$6,000.00
20	REMOVE SANITARY SEWER MANHOLE	EA	3.00	\$500.00	\$1,500.00	\$935.00	\$2,805.00	\$500.00	\$1,500.00	\$591.00	\$1,773.00	\$450.00	\$1,350.00	\$490.00	\$1,470.00
21	ABANDON SANITARY SEWER MANHOLE	EA	3.00	\$750.00	\$2,250.00	\$660.00	\$1,980.00	\$450.00	\$1,350.00	\$1,182.00	\$3,546.00	\$1,000.00	\$3,000.00	\$810.00	\$2,430.00
22	REMOVE CONCRETE/ASPHALT PAVEMENT	SY	3,516.00	\$3.50	\$12,306.00	\$5.00	\$17,580.00	\$5.00	\$17,580.00	\$5.00	\$17,580.00	\$11.00	\$38,676.00	\$4.50	\$15,822.00
23	REMOVE CONCRETE DRIVEWAY AND APPROACH PAVEMENT	SY	683.00	\$7.50	\$5,122.50	\$1.00	\$683.00	\$6.00	\$4,098.00	\$9.00	\$6,147.00	\$11.00	\$7,513.00	\$7.00	\$4,781.00
24	REMOVE ASPHALT DRIVEWAY AND APPROACH PAVEMENT	SY	33.00	\$8.50	\$280.50	\$4.00	\$132.00	\$3.50	\$115.50	\$6.00	\$198.00	\$11.00	\$363.00	\$6.25	\$206.25
25	REMOVE CONCRETE CURB AND GUTTER, MONOLITHIC, BL & "P"-GUTTER	SY	659.00	\$2.50	\$1,647.50	\$3.00	\$1,977.00	\$3.50	\$2,306.50	\$7.00	\$4,613.00	\$8.00	\$5,272.00	\$3.25	\$2,141.75

ITEM NO.	DESCRIPTION OF ITEM	UNIT	QTY (EST)	ENGINEER'S ESTIMATE		R.C.S. CONSTRUCTION, INC.		MAINLINE CONTRACTING, INC.		HEAVY CONSTRUCTORS, INC.		SIMON CONTRACTORS, INC.		HILLS MATERIALS COMPANY	
				UNIT COST	EXTENDED COST	UNIT COST	EXTENDED COST	UNIT COST	EXTENDED COST	UNIT COST	EXTENDED COST	UNIT COST	EXTENDED COST	UNIT COST	EXTENDED COST
26	REMOVE CONCRETE SIDEWALK	SY	1,006.50	\$5.00	\$5,032.50	\$3.00	\$3,019.50	\$5.00	\$5,032.50	\$7.00	\$7,045.50	\$7.00	\$7,045.50	\$3.00	\$3,019.50
27	REMOVE CONCRETE STEPS	SF	67.00	\$8.50	\$569.50	\$3.00	\$201.00	\$5.00	\$335.00	\$12.00	\$804.00	\$7.00	\$469.00	\$3.00	\$201.00
28	REMOVE WATER VALVE AND BOX	EA	1.00	\$250.00	\$250.00	\$170.00	\$170.00	\$150.00	\$150.00	\$591.00	\$591.00	\$180.00	\$180.00	\$325.00	\$325.00
29	BYPASS PUMPING	LS	1.00	\$12,000.00	\$12,000.00	\$3,100.00	\$3,100.00	\$3,500.00	\$3,500.00	\$17,727.00	\$17,727.00	\$15,000.00	\$15,000.00	\$5,900.00	\$5,900.00
30	CONNECT TO EXISTING MANHOLE	EA	1.00	\$1,200.00	\$1,200.00	\$260.00	\$260.00	\$1,000.00	\$1,000.00	\$591.00	\$591.00	\$700.00	\$700.00	\$6,500.00	\$6,500.00
31	STANDARD MANHOLE, 48" DIA (0'-6")	EA	4.00	\$2,750.00	\$11,000.00	\$2,900.00	\$11,600.00	\$2,500.00	\$10,000.00	\$2,709.00	\$10,836.00	\$3,100.00	\$12,400.00	\$2,900.00	\$11,600.00
32	TERMINATION MANHOLE, 48" DIA (0'-6")	EA	2.00	\$2,750.00	\$5,500.00	\$2,800.00	\$5,600.00	\$2,400.00	\$4,800.00	\$2,600.00	\$5,200.00	\$3,100.00	\$6,200.00	\$2,800.00	\$5,600.00
33	EXTRA MANHOLE DEPTH, 48" DIA	VF	34.03	\$250.00	\$8,507.50	\$110.00	\$3,743.30	\$280.00	\$9,528.40	\$199.00	\$6,771.97	\$300.00	\$10,209.00	\$440.00	\$14,973.20
34	SANITARY SEWER SERVICE RECONNECTION	EA	26.00	\$425.00	\$11,050.00	\$200.00	\$5,200.00	\$560.00	\$14,560.00	\$345.00	\$8,970.00	\$420.00	\$10,920.00	\$855.00	\$22,230.00
35	4" SANITARY SEWER SERVICE	LF	800.00	\$25.00	\$20,000.00	\$16.00	\$12,800.00	\$29.00	\$23,200.00	\$27.00	\$21,600.00	\$58.00	\$46,400.00	\$30.00	\$24,000.00
36	4" SANITARY SEWER SERVICE CLEAN OUT	EA	26.00	\$200.00	\$5,200.00	\$180.00	\$4,680.00	\$170.00	\$4,420.00	\$214.00	\$5,564.00	\$290.00	\$7,540.00	\$245.00	\$6,370.00
37	8" PVC SEWER MAIN, SDR-35 (6'-8")	LF	104.00	\$32.00	\$3,328.00	\$20.00	\$2,080.00	\$20.00	\$2,080.00	\$26.00	\$2,704.00	\$36.00	\$3,744.00	\$53.00	\$5,512.00
38	8" PVC SEWER MAIN, SDR-35 (8'-10")	LF	157.00	\$36.00	\$5,652.00	\$21.00	\$3,297.00	\$22.00	\$3,454.00	\$24.00	\$3,768.00	\$36.00	\$5,652.00	\$54.50	\$8,556.50
39	8" PVC SEWER MAIN, SDR-35 (10'-12")	LF	252.00	\$42.50	\$10,710.00	\$21.00	\$5,292.00	\$24.00	\$6,048.00	\$27.00	\$6,804.00	\$56.00	\$14,112.00	\$73.00	\$18,396.00
40	8" PVC SEWER MAIN, SDR-35 (12'-14")	LF	598.00	\$45.00	\$26,910.00	\$21.00	\$12,558.00	\$26.00	\$15,548.00	\$30.00	\$17,940.00	\$69.00	\$41,262.00	\$74.00	\$44,252.00
41	6-INCH PERF. PVC UNDERDRAIN	LF	955.00	\$8.50	\$8,117.50	\$12.00	\$11,460.00	\$7.00	\$6,685.00	\$14.00	\$13,370.00	\$14.00	\$13,370.00	\$18.50	\$17,667.50
42	6-INCH SOLID PVC UNDERDRAIN	LF	170.00	\$8.50	\$1,445.00	\$9.00	\$1,530.00	\$8.00	\$1,360.00	\$13.00	\$2,210.00	\$14.00	\$2,380.00	\$43.50	\$7,395.00
43	6-INCH SOLID UNDERDRAIN CLEANOUT (COMPLETE)	EA	6.00	\$175.00	\$1,050.00	\$72.00	\$432.00	\$430.00	\$2,580.00	\$265.00	\$1,590.00	\$450.00	\$2,700.00	\$495.00	\$2,970.00
44	UNDERDRAIN CLEANOUT CASTING AND CONCRETE COLLAR	EA	6.00	\$850.00	\$5,100.00	\$200.00	\$1,200.00	\$50.00	\$300.00	\$290.00	\$1,740.00	\$350.00	\$2,100.00	\$675.00	\$4,050.00
45	6-INCH UNDERDRAIN 45 DEGREE BENDS	EA	2.00	\$20.00	\$40.00	\$100.00	\$200.00	\$35.00	\$70.00	\$130.00	\$260.00	\$130.00	\$260.00	\$69.00	\$138.00
46	SEWER MAIN ENCASEMENT	LF	21.00	\$50.00	\$1,050.00	\$70.00	\$1,470.00	\$35.00	\$735.00	\$71.00	\$1,491.00	\$50.00	\$1,050.00	\$65.00	\$1,365.00
47	CONNECT TO EXISTING WATER MAIN	EA	2.00	\$1,200.00	\$2,400.00	\$385.00	\$770.00	\$2,500.00	\$5,000.00	\$1,107.00	\$2,214.00	\$450.00	\$900.00	\$2,000.00	\$4,000.00
48	6" PVC WATER MAIN, AWWA C-900, (DR 14)	LF	26.00	\$40.00	\$1,040.00	\$160.00	\$4,160.00	\$18.00	\$468.00	\$31.00	\$806.00	\$34.00	\$884.00	\$71.50	\$1,859.00
49	8" PVC WATER MAIN, AWWA C-900, (DR 14), RESTRAINED JOINT	LF	241.00	\$45.00	\$10,845.00	\$34.00	\$8,194.00	\$30.00	\$7,230.00	\$41.00	\$9,881.00	\$68.00	\$16,388.00	\$63.50	\$15,303.50
50	8" X 6" X 8" TEE	EA	1.00	\$650.00	\$650.00	\$520.00	\$520.00	\$550.00	\$550.00	\$514.00	\$514.00	\$500.00	\$500.00	\$435.00	\$435.00
51	8" HIGH DEFLECTION COUPLING	EA	1.00	\$200.00	\$200.00	\$300.00	\$300.00	\$400.00	\$400.00	\$372.00	\$372.00	\$115.00	\$115.00	\$165.00	\$165.00
52	8" X 6" REDUCER	EA	1.00	\$330.00	\$330.00	\$255.00	\$255.00	\$450.00	\$450.00	\$404.00	\$404.00	\$370.00	\$370.00	\$340.00	\$340.00
53	8" GATE VALVE W/BOX (COMPLETE)	EA	3.00	\$1,300.00	\$3,900.00	\$1,440.00	\$4,320.00	\$1,350.00	\$4,050.00	\$1,354.00	\$4,062.00	\$1,600.00	\$4,800.00	\$1,450.00	\$4,350.00
54	6" 45 DEGREE BEND	EA	2.00	\$350.00	\$700.00	\$190.00	\$380.00	\$380.00	\$760.00	\$343.00	\$686.00	\$325.00	\$650.00	\$260.00	\$520.00
55	FIRE HYDRANT WITH AUX. VALVE, BOX & LEAD	EA	1.00	\$3,800.00	\$3,800.00	\$4,300.00	\$4,300.00	\$3,400.00	\$3,400.00	\$4,017.00	\$4,017.00	\$4,000.00	\$4,000.00	\$4,350.00	\$4,350.00
56	CATHODIC PROTECTION OF WATER MAIN AND SERVICES, COMPLETE	LS	1.00	\$11,500.00	\$11,500.00	\$5,040.00	\$5,040.00	\$4,600.00	\$4,600.00	\$5,181.00	\$5,181.00	\$8,200.00	\$8,200.00	\$8,500.00	\$8,500.00

ITEM NO.	DESCRIPTION OF ITEM	UNIT	QTY (EST)	ENGINEER'S ESTIMATE		R.C.S. CONSTRUCTION, INC.		MAINLINE CONTRACTING, INC.		HEAVY CONSTRUCTORS, INC.		SIMON CONTRACTORS, INC.		HILLS MATERIALS COMPANY	
				UNIT COST	EXTENDED COST	UNIT COST	EXTENDED COST	UNIT COST	EXTENDED COST	UNIT COST	EXTENDED COST	UNIT COST	EXTENDED COST	UNIT COST	EXTENDED COST
57	WATER SERVICE RECONNECTION	EA	14.00	\$275.00	\$3,850.00	\$125.00	\$1,750.00	\$500.00	\$7,000.00	\$311.00	\$4,354.00	\$275.00	\$3,850.00	\$385.00	\$5,390.00
58	1" TAPPING SADDLE	EA	4.00	\$250.00	\$1,000.00	\$190.00	\$760.00	\$100.00	\$400.00	\$251.00	\$1,004.00	\$150.00	\$600.00	\$400.00	\$1,600.00
59	1' CURB STOP AND BOX	EA	14.00	\$650.00	\$9,100.00	\$307.00	\$4,298.00	\$260.00	\$3,640.00	\$359.00	\$5,026.00	\$500.00	\$7,000.00	\$450.00	\$6,300.00
60	1" COPPER WATER SERVICE	LF	500.00	\$24.00	\$12,000.00	\$16.00	\$8,000.00	\$24.00	\$12,000.00	\$23.00	\$11,500.00	\$25.00	\$12,500.00	\$30.00	\$15,000.00
61	ASPHALT CONCRETE, CLASS G, TYPE 1, PG64-28	TON	1,080.00	\$130.00	\$140,400.00	\$96.00	\$103,680.00	\$93.00	\$100,440.00	\$100.00	\$108,000.00	\$85.00	\$91,800.00	\$86.50	\$93,420.00
62	AGGREGATE BASE COURSE	TON	1,400.00	\$21.00	\$29,400.00	\$18.00	\$25,200.00	\$18.00	\$25,200.00	\$17.00	\$23,800.00	\$23.00	\$32,200.00	\$29.00	\$40,600.00
63	RECLAIMED ASPHALT BASE COURSE	CY	392.00	\$75.00	\$29,400.00	\$18.00	\$7,056.00	\$34.00	\$13,328.00	\$17.00	\$6,664.00	\$18.00	\$7,056.00	\$29.00	\$11,368.00
64	GEOTEXTILE FABRIC	SY	1,000.00	\$10.00	\$10,000.00	\$2.50	\$2,500.00	\$5.00	\$5,000.00	\$4.00	\$4,000.00	\$4.00	\$4,000.00	\$2.10	\$2,100.00
65	PCC APPROACH PAVEMENT, 6" NONREINFORCED, ADA MODIFIED	SY	350.00	\$65.00	\$22,750.00	\$62.00	\$21,700.00	\$62.00	\$21,700.00	\$71.00	\$24,850.00	\$66.00	\$23,100.00	\$70.00	\$24,500.00
66	CONCRETE DRIVEWAY PAVEMENT, 6" NONREINFORCED	SY	425.00	\$65.00	\$27,625.00	\$62.00	\$26,350.00	\$62.00	\$26,350.00	\$71.00	\$30,175.00	\$58.00	\$24,650.00	\$69.00	\$29,325.00
67	TYPE B66 CURB AND GUTTER	LF	1,692.00	\$22.00	\$37,224.00	\$16.00	\$27,072.00	\$14.00	\$23,688.00	\$20.00	\$33,840.00	\$15.00	\$25,380.00	\$14.85	\$25,126.20
68	TYPE BL66 CURB AND GUTTER	LF	10.00	\$22.00	\$220.00	\$16.00	\$160.00	\$18.00	\$180.00	\$30.00	\$300.00	\$25.00	\$250.00	\$17.75	\$177.50
69	TYPE P6 GUTTER	LF	12.00	\$18.00	\$216.00	\$16.00	\$192.00	\$18.00	\$216.00	\$30.00	\$360.00	\$13.00	\$156.00	\$16.00	\$192.00
70	TYPE P6 GUTTER, ADA MODIFIED	LF	405.00	\$18.00	\$7,290.00	\$16.00	\$6,480.00	\$18.00	\$7,290.00	\$20.00	\$8,100.00	\$13.00	\$5,265.00	\$16.00	\$6,480.00
71	CONCRETE FILLET, 8" REINFORCED	SY	30.40	\$80.00	\$2,432.00	\$70.00	\$2,128.00	\$90.00	\$2,736.00	\$83.00	\$2,523.20	\$105.00	\$3,192.00	\$78.00	\$2,371.20
72	CONCRETE V-PAN, 6" REINFORCED	SY	31.00	\$75.00	\$2,325.00	\$64.00	\$1,984.00	\$71.00	\$2,201.00	\$83.00	\$2,573.00	\$70.00	\$2,170.00	\$63.00	\$1,953.00
73	CONCRETE SIDEWALK, 4" NONREINFORCED	SF	8,765.00	\$4.50	\$39,442.50	\$5.00	\$43,825.00	\$5.00	\$43,825.00	\$5.00	\$43,825.00	\$4.00	\$35,060.00	\$4.00	\$35,060.00
74	6" DIAMETER EDGE DRAIN	LF	2,200.00	\$5.50	\$12,100.00	\$11.00	\$24,200.00	\$8.00	\$17,600.00	\$13.00	\$28,600.00	\$7.50	\$16,500.00	\$12.25	\$26,950.00
75	DETECTABLE WARNING PANNEL	SF	32.00	\$25.00	\$800.00	\$44.00	\$1,408.00	\$48.00	\$1,536.00	\$59.00	\$1,888.00	\$38.00	\$1,216.00	\$45.50	\$1,456.00
76	SMALL INLET	EA	1.00	\$1,900.00	\$1,900.00	\$1,800.00	\$1,800.00	\$840.00	\$840.00	\$1,773.00	\$1,773.00	\$1,150.00	\$1,150.00	\$1,300.00	\$1,300.00
77	NEENAH R3205 FRAME AND GRATE	EA	1.00	\$1,400.00	\$1,400.00	\$650.00	\$650.00	\$660.00	\$660.00	\$456.00	\$456.00	\$750.00	\$750.00	\$650.00	\$650.00
78	2" RIGID CONDUIT, SCHEDULE 40	LF	355.00	\$5.50	\$1,952.50	\$6.00	\$2,130.00	\$6.00	\$2,130.00	\$12.00	\$4,260.00	\$10.00	\$3,550.00	\$7.50	\$2,662.50
79	2" 90 DEGREE LONG RADIUS BENDS	EA	3.00	\$10.00	\$30.00	\$40.00	\$120.00	\$250.00	\$750.00	\$59.00	\$177.00	\$32.00	\$96.00	\$41.00	\$123.00
80	SODDING	SY	1,828.00	\$8.00	\$14,624.00	\$11.00	\$20,108.00	\$12.00	\$21,936.00	\$12.00	\$21,936.00	\$13.00	\$23,764.00	\$9.25	\$16,909.00
81	HAULING AND PLACING CO-COMPOST	TON	100.00	\$45.00	\$4,500.00	\$10.00	\$1,000.00	\$21.00	\$2,100.00	\$40.00	\$4,000.00	\$50.00	\$5,000.00	\$19.00	\$1,900.00
82	SIGN POST, 2" X 2" TUBE	EA	1.00	\$75.00	\$75.00	\$260.00	\$260.00	\$250.00	\$250.00	\$266.00	\$266.00	\$250.00	\$250.00	\$245.00	\$245.00
83	REGULATORY SIGN , R1-1 (STOP)	EA	1.00	\$175.00	\$175.00	\$50.00	\$50.00	\$100.00	\$100.00	\$53.00	\$53.00	\$50.00	\$50.00	\$47.00	\$47.00
84	REGULATORY SIGN , D3 (STREET NAME)	EA	2.00	\$175.00	\$350.00	\$100.00	\$200.00	\$100.00	\$200.00	\$106.00	\$212.00	\$100.00	\$200.00	\$95.00	\$190.00
85	LANDSCAPE ROCK, (3"-5") WASHED	TON	75.00	\$25.00	\$1,875.00	\$75.00	\$5,625.00	\$82.00	\$6,150.00	\$78.00	\$5,850.00	\$30.00	\$2,250.00	\$53.00	\$3,975.00
86	HONEY LOCUST - 2" CALIPER	EA	2.00	\$300.00	\$600.00	\$480.00	\$960.00	\$530.00	\$1,060.00	\$502.00	\$1,004.00	\$300.00	\$600.00	\$460.00	\$920.00
87	HONEY LOCUST - 2.5" CALIPER	EA	1.00	\$450.00	\$450.00	\$460.00	\$460.00	\$500.00	\$500.00	\$473.00	\$473.00	\$650.00	\$650.00	\$585.00	\$585.00

ITEM NO.	DESCRIPTION OF ITEM	UNIT	QTY (EST)	ENGINEER'S ESTIMATE		R.C.S. CONSTRUCTION, INC.		MAINLINE CONTRACTING, INC.		HEAVY CONSTRUCTORS, INC.		SIMON CONTRACTORS, INC.		HILLS MATERIALS COMPANY	
				UNIT COST	EXTENDED COST	UNIT COST	EXTENDED COST	UNIT COST	EXTENDED COST	UNIT COST	EXTENDED COST	UNIT COST	EXTENDED COST	UNIT COST	EXTENDED COST
88	OHIO BUCKEYE - 2" CALIPER	EA	2.00	\$350.00	\$700.00	\$460.00	\$920.00	\$500.00	\$1,000.00	\$473.00	\$946.00	\$750.00	\$1,500.00	\$535.00	\$1,070.00
89	OAK, BURR - 1"-1.5" CALIPER	EA	2.00	\$350.00	\$700.00	\$460.00	\$920.00	\$500.00	\$1,000.00	\$473.00	\$946.00	\$385.00	\$770.00	\$425.00	\$850.00
90	OAK, BURR - 2"-2.5" CALIPER	EA	2.00	\$450.00	\$900.00	\$460.00	\$920.00	\$500.00	\$1,000.00	\$473.00	\$946.00	\$750.00	\$1,500.00	\$460.00	\$920.00
91	MALLUS SPRING SNOW CRAB (FRUITLESS) - MIN 2" CALIPER	EA	2.00	\$450.00	\$900.00	\$460.00	\$920.00	\$500.00	\$1,000.00	\$473.00	\$946.00	\$500.00	\$1,000.00	\$425.00	\$850.00
92	HAWTHORNE (THORNLESS) - 1.5" CALIPER	EA	2.00	\$300.00	\$600.00	\$460.00	\$920.00	\$500.00	\$1,000.00	\$473.00	\$946.00	\$325.00	\$650.00	\$350.00	\$700.00
TOTALS					\$782,000.00		\$626,819.80		\$659,084.90		\$685,475.67		\$748,109.50		\$784,309.60

I certify that, to the best of my knowledge, this is a true tabulation of bids received for this project.

Kale R. McNaboe 7-30-09

Kale McNaboe, PE
Project Manager
Sperlich Consulting, Inc.

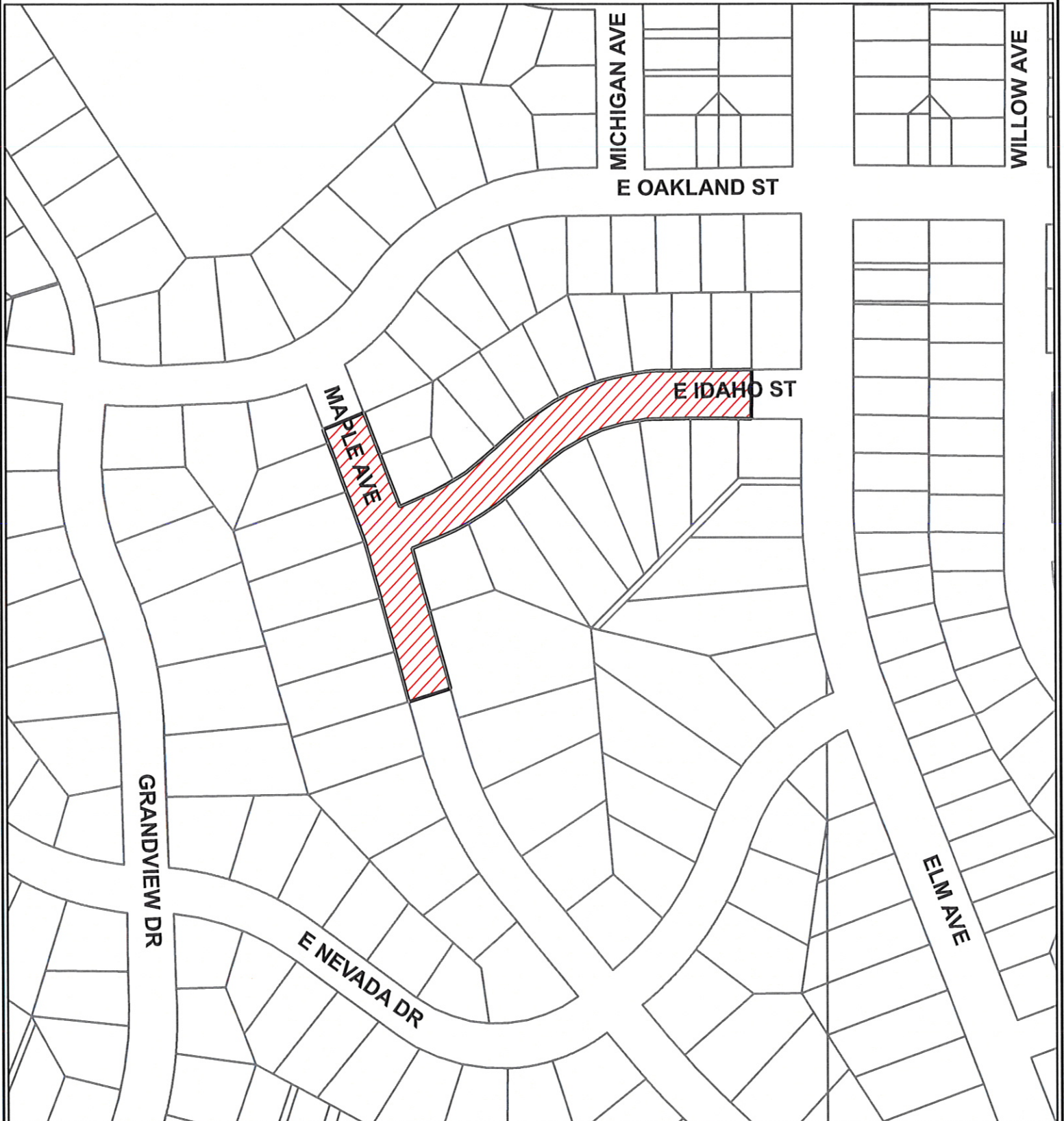
Contract awarded to _____ in the amount of
\$ _____ at the _____ Council Meeting.

I certify that, to the best of my knowledge, this is a true tabulation of bids received for this project.

Stacey Titus 7/30/09

Stacey Titus, PE
Project Manager
City of Rapid City

EXHIBIT "A"



**MAPLE AVE. & E. IDAHO ST.
RECONSTRUCTION PROJECT PH-1
PROJECT NO. ST09-1809 CIP #50626**