

NOTES REGARDING TYPICAL SECTION:

6" UNDER DRAIN

6" UNDER DRAINS AS SHOWN IN THE RAPID CITY DETAILS SECTION 64 SHALL BE PLACED BEHIND ALL CURB AND GUTTER AND AROUND CURB FILLETS. UNDER DRAINS SHALL BE INSERTED INTO THE SIDES OF DRAIN INLETS. PLACE DRAINS UNDER FACE OF GUTTER TO AVOID STORM SEWER. ALL REQUIRED WORK AND MATERIALS SHALL BE PAID FOR AT THE CONTRACT UNIT PRICE PER FOOT FOR 6" UNDER DRAIN PIPE. - SEE GEO-TECH REPORT

1" AGGREGATE BASE COURSE

AGGREGATES FOR BASE COURSE SHALL BE LIMESTONE LEDGE ROCK AND SHALL CONFORM TO THE REQUIREMENTS IN SECTION 115 OF THE STANDARD SPECIFICATIONS. ESTIMATED QUANTITIES WERE BASED UPON AN ASSUMED IN PLACE DENSITY OF 150 LB/CU FT. EXCESS BASE COURSE MATERIAL SHALL REMAIN THE PROPERTY OF THE OWNER AND SHALL BE PLACED AT LOCATIONS ON THE PROJECT AS DIRECTED BY THE ENGINEER.

WATER FOR COMPACTION OF GRANULAR MATERIAL

WATER FOR COMPACTION OF GRANULAR MATERIAL SHALL BE INCIDENTAL TO THE CONTRACT UNIT PRICE FOR THE VARIOUS GRANULAR MATERIALS. THE MOISTURE CONTENT OF THE GRANULAR MATERIALS SHALL BE WITHIN 3% OF OPTIMUM MOISTURE UNLESS OTHERWISE REQUIRED BY THE ENGINEER.

CLASS 0 TYPE 2 ASPHALT PAVEMENT

THE COARSE AGGREGATE SHALL BE CRUSHED LEDGE ROCK.

THE FINE AGGREGATE MAY REQUIRE SCREENING AS DETERMINED BY THE ENGINEER.

IN LIEU OF AN AUTOMATIC SUBGRADER OPERATING FROM A PRE-SET LINE, A MOTOR GRADER OR OTHER SUITABLE EQUIPMENT MAY BE USED TO BRING THE BASE COURSE TO FINAL GRADE PRIOR TO PLACEMENT OF ASPHALT.

COSTS FOR ALL CERTIFICATIONS, SAMPLES AND TESTS REQUIRED ARE INCIDENTAL TO THE CONTRACT UNIT PRICE BID FOR ASPHALT PAVEMENT.

FILLETS, CURB RAMP AND SIDEWALKS:

FILLETS SHALL BE REINFORCED CONCRETE PER SECTION 60-1. CURB RAMP AND OPENINGS SHALL BE PER SECTION 41 AT THE LOCATIONS SHOWN ON THE DRAWINGS OR AS REQUIRED BY THE ENGINEER. COST OF ALL WORK AND MATERIALS INCLUDING FOR REINFORCED CONCRETE FILLETS INCLUDING CURB AND GUTTER SHALL BE INCLUDED IN THE CONTRACT UNIT PRICE FOR CURB SIDEWALK SHOWN ON PLANS IS FOR FUTURE CONSTRUCTION. SIDEWALK QUANTITIES FOR THIS PROJECT REFLECT INTERSECTIONS AND E. NORTH ST RIGHT OF WAY.

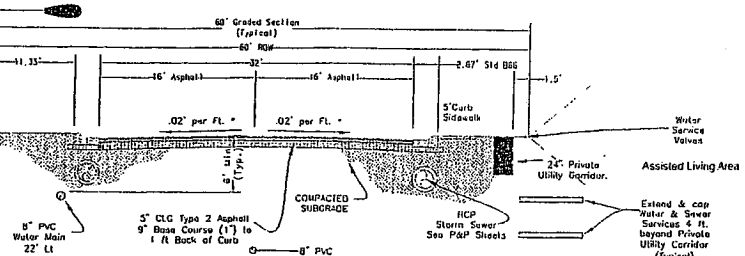
PAVEMENT MARKING - SIGNS

ALL NEW PAVEMENT MARKING (PAINT) STRIPING AND MARKINGS SHALL BE PROVIDED AND APPLIED BY THE CONTRACTOR AS SPECIFIED IN SECTION 83 OF THE CITY STANDARD SPECIFICATIONS. CONTRACTOR SHALL SUBMIT MARKING LAYOUT TO CITY FOR APPROVAL PRIOR TO PLACING PAVEMENT MARKINGS.

COST OF ALL WORK AND MATERIALS FOR THE VARIOUS STRIPING WIDTHS AND COLORS SHALL BE INCLUDED IN THE CONTRACT UNIT PRICE FOR THE VARIOUS PAVEMENT MARKING ITEMS.

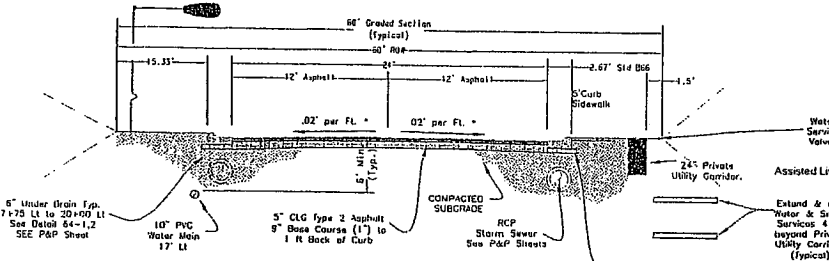
COST OF ALL WORK AND MATERIALS FOR SYMBOLS SHALL BE INCLUDED IN THE CONTRACT UNIT PRICE FOR PAVEMENT MARKING SYMBOL.

PERMANENT SIGNING SHOWN ON THE PLANS SHALL BE AT THE CONTRACT UNIT PRICE FOR THIS ITEM, REGARDLESS OF SIGN TYPE.

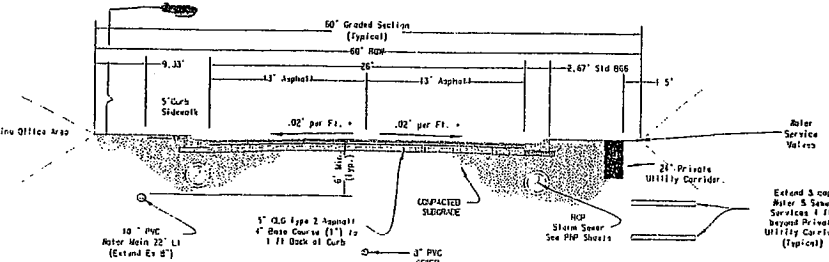


Street Section
Vinyard 0+00 to 6+00 +/-
Not To Scale

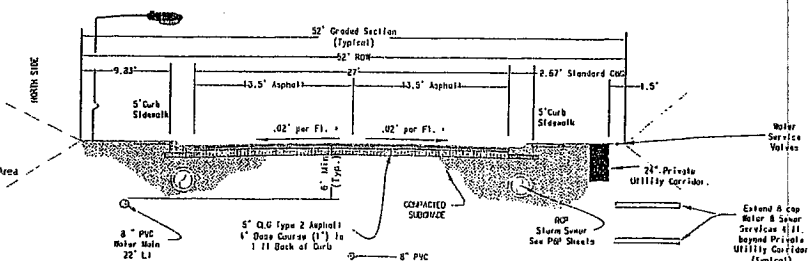
Note:
Undercut 12" and re-compact to ~ one foot back of curb including fillets.
Graded section is typically 60 foot wide. Grads entire width.
Only fillets at intersection fillets and public easements this project.
Utility locations vary. See plan and profile sheets for conduit crossings.
See plan and profiles for straight locations



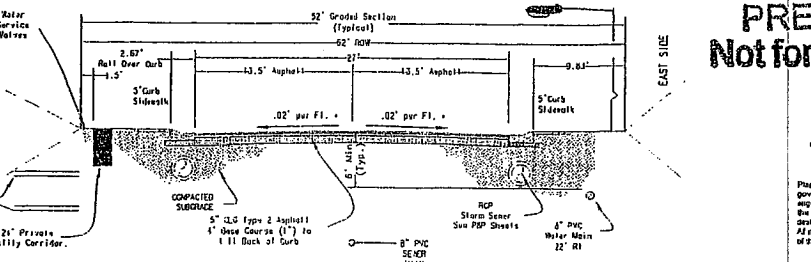
Street Section
Vinyard 6+00 +/- to 21+50 +/- (Promise Rd)
Not To Scale



Street Section
Promise Road
Not To Scale



Street Section
Call Ranch Road
Not To Scale



Street Section
Bendert Lane
Not To Scale

RECEIVED
DEC 9 2008
Rapid City Growth
Management Department

PRELIMINARY
Not for Construction

CITY OF RAPID CITY
GROWTH MANAGEMENT DEPT.
DEVELOPMENT SERVICES

Please see reference for general conformance with applicable governmental regulations, adaptations, design criteria and engineering standards. The City of Rapid City does not verify the reliability, accuracy or completeness of the plans or design, which are the responsibility of the engineer of record. All necessary permits shall be obtained prior to construction of the proposed public improvements.

Engineering Professor _____ Date _____
COMMENTS _____

CENTERLINE
570 Marston City Street, Suite 307
Rapid City, South Dakota 57701
Phone: (605) 341-1193 Fax: (605) 341-3338
centerline@rcnet.com

Skyline Village

Typical Sections

PROJECT NO.:	08-125
FILE NO.:	08012
DESIGN BY:	LHK
GRAB BY:	JLB
CHECKED BY:	LHK
DATE:	12/01/08
C2	
OF X	