

PROPOSED

SAM'S CLUB #6565-09

DIYESS AVENUE AND EAST MALL DRIVE
RAPID CITY, PENNINGTON COUNTY, SD

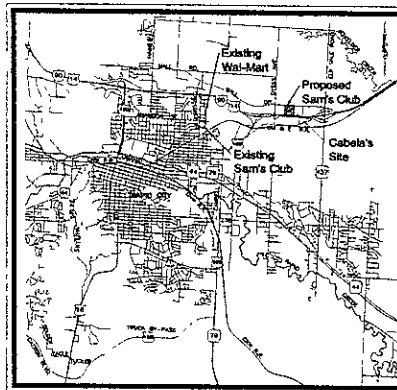
RECEIVED

APR 24 2008

Rapid City South
Management Department

UTILITY RESPONSIBILITY MATRIX FOR THIS PROJECT

| UTILITY GOVERNING AGENCIES CONTRACTS | CONTRACTOR RESPONSIBILITY-- | OTHERS RESPONSIBILITY-- |
|---|---|---|
| SDG&E INFORMATION: 507-274-5100 514 TRIPLE AVENUE RAPID CITY, SD 57701 CONTACT: JIM WEST PHONE: (605) 341-4264 | COORDINATE RESPONSIBILITY WITH SDG&E TO OBTAIN INFORMATION OF ALL LINES AND CONCEPTS. VERIFY LOCATIONS AND DEPTHS OF ALL LINES. VERIFY RECORD DRAWINGS AND RECORDS FOR THE GAS COMPANY RECORDS. | OBTAIN FROM THE POINT OF CONNECTION AT THE EXISTING LINE UP TO AND INCLUDING SETTING OF METER SHALL BE BY THE GAS COMPANY. PREPARE RESPONSIBILITY PARTS AND PROVISIONS OF CONTRACTS TO BE DONE BY CITY OF CONVENTION PUBLIC WORKS. UNLESS RESPONSIBILITY PARTS. |
| TELEPHONE SITE: 111 W. UNIVERSITY ST RAPID CITY, SD 57701 CONTACT: KYLE NELSON PHONE: (605) 341-2670 | COORDINATE CONNECTIONS WITH TELEPHONE COMPANY TO OBTAIN INFORMATION OF CONNECTIONS AND LOCATIONS. VERIFY RECORD DRAWINGS AND RECORDS FOR THE TELEPHONE COMPANY RECORDS. | TELEPHONE COMPANY WILL PROVIDE AND INSTALL ALL TELEPHONE CABLES FROM THE POINT OF CONNECTION UP TO THE BUILDING. PREPARE RESPONSIBILITY PARTS AND PROVISIONS OF CONTRACTS TO BE DONE BY TELEPHONE COMPANY. UNLESS RESPONSIBILITY PARTS. |
| ELECTRIC BLACK HILLS POWER AND LIGHT 1000 S. UNIVERSITY ST RAPID CITY, SD 57701 CONTACT: GARY BROWN PHONE: (605) 341-2224 FAX: (605) 341-2226 WEST SHERB ELECTRIC 2222 S. UNIVERSITY ST RAPID CITY, SD 57701 CONTACT: JOHN KATZ PHONE: (605) 341-1900 PROVIDE SERVICE PROVIDED | COORDINATE CONNECTIONS WITH ELECTRIC COMPANY TO OBTAIN INFORMATION OF CONNECTIONS AND LOCATIONS. VERIFY RECORD DRAWINGS AND RECORDS FOR THE ELECTRIC COMPANY RECORDS. | ELECTRIC COMPANY WILL PROVIDE AND INSTALL ALL ELECTRICAL SERVICE FROM THE POINT OF CONNECTION AT THE BUILDING. PREPARE RESPONSIBILITY PARTS AND PROVISIONS OF CONTRACTS TO BE DONE BY ELECTRIC COMPANY. UNLESS RESPONSIBILITY PARTS. |
| SEWERAGE CITY OF RAPID CITY 300 W. 4TH STREET RAPID CITY, SD 57701 CONTACT: GARY BROWN PHONE: (605) 341-4141 | COORDINATE CONNECTIONS WITH SEWERAGE COMPANY TO OBTAIN INFORMATION OF CONNECTIONS AND LOCATIONS. VERIFY RECORD DRAWINGS AND RECORDS FOR THE SEWERAGE COMPANY RECORDS. | SEWERAGE COMPANY WILL PROVIDE AND INSTALL ALL SEWERAGE SERVICE FROM THE POINT OF CONNECTION AT THE BUILDING. PREPARE RESPONSIBILITY PARTS AND PROVISIONS OF CONTRACTS TO BE DONE BY SEWERAGE COMPANY. UNLESS RESPONSIBILITY PARTS. |
| WATER CITY OF RAPID CITY 300 W. 4TH STREET RAPID CITY, SD 57701 CONTACT: GARY BROWN PHONE: (605) 341-4141 | COORDINATE CONNECTIONS WITH WATER COMPANY TO OBTAIN INFORMATION OF CONNECTIONS AND LOCATIONS. VERIFY RECORD DRAWINGS AND RECORDS FOR THE WATER COMPANY RECORDS. | WATER COMPANY WILL PROVIDE AND INSTALL ALL WATER SERVICE FROM THE POINT OF CONNECTION AT THE BUILDING. PREPARE RESPONSIBILITY PARTS AND PROVISIONS OF CONTRACTS TO BE DONE BY WATER COMPANY. UNLESS RESPONSIBILITY PARTS. |
| SEWER CITY OF RAPID CITY 300 W. 4TH STREET RAPID CITY, SD 57701 CONTACT: GARY BROWN PHONE: (605) 341-4141 | COORDINATE CONNECTIONS WITH SEWER COMPANY TO OBTAIN INFORMATION OF CONNECTIONS AND LOCATIONS. VERIFY RECORD DRAWINGS AND RECORDS FOR THE SEWER COMPANY RECORDS. | SEWER COMPANY WILL PROVIDE AND INSTALL ALL SEWER SERVICE FROM THE POINT OF CONNECTION AT THE BUILDING. PREPARE RESPONSIBILITY PARTS AND PROVISIONS OF CONTRACTS TO BE DONE BY SEWER COMPANY. UNLESS RESPONSIBILITY PARTS. |
| SEWER CITY OF RAPID CITY 300 W. 4TH STREET RAPID CITY, SD 57701 CONTACT: GARY BROWN PHONE: (605) 341-4141 | COORDINATE CONNECTIONS WITH SEWER COMPANY TO OBTAIN INFORMATION OF CONNECTIONS AND LOCATIONS. VERIFY RECORD DRAWINGS AND RECORDS FOR THE SEWER COMPANY RECORDS. | SEWER COMPANY WILL PROVIDE AND INSTALL ALL SEWER SERVICE FROM THE POINT OF CONNECTION AT THE BUILDING. PREPARE RESPONSIBILITY PARTS AND PROVISIONS OF CONTRACTS TO BE DONE BY SEWER COMPANY. UNLESS RESPONSIBILITY PARTS. |



AREA MAP - NOT TO SCALE

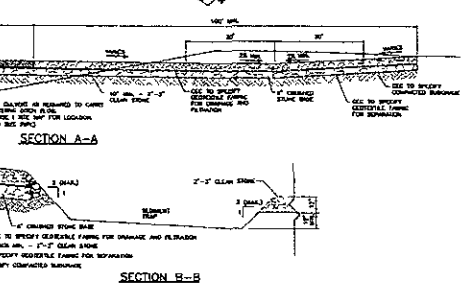
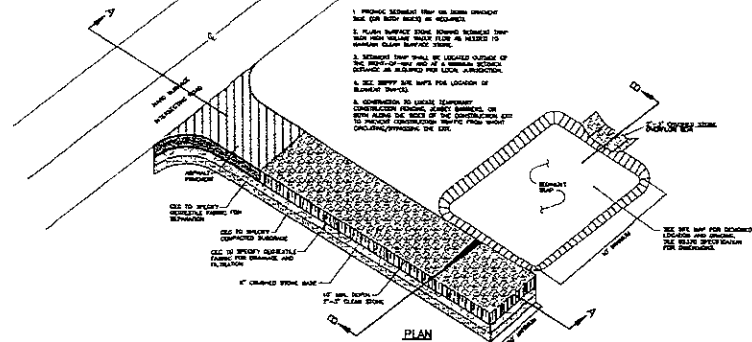
| SHEET INDEX | |
|--|--------------|
| SHEET TITLE | SHEET NUMBER |
| COVER SHEET | 1 OF 22 |
| TOPOGRAPHIC SURVEY | 2 OF 22 |
| PHASE I EROSION AND SEDIMENT CONTROL PLAN | 3 OF 22 |
| PHASE II EROSION AND SEDIMENT CONTROL PLAN | 4 OF 22 |
| EROSION AND SEDIMENT CONTROL DETAIL SHT. 1 | 5 OF 22 |
| EROSION AND SEDIMENT CONTROL DETAIL SHT. 2 | 6 OF 22 |
| EROSION AND SEDIMENT CONTROL DETAIL SHT. 3 | 7 OF 22 |
| EROSION AND SEDIMENT CONTROL DETAIL SHT. 4 | 8 OF 22 |
| GRADING PLAN | 9 OF 22 |
| SITE PLAN | 10 OF 22 |
| UTILITY PLAN | 11 OF 22 |
| PAVEMENT PLAN | 12 OF 22 |
| LANDSCAPING PLAN | 13 OF 22 |
| SANITARY SEWER PLAN AND PROFILE | 14 OF 22 |
| SANITARY SEWER PLAN AND PROFILE | 15 OF 22 |
| STORM SEWER PLAN AND PROFILE SHT. 1 | 16 OF 22 |
| STORM SEWER PLAN AND PROFILE SHT. 2 | 17 OF 22 |
| DETAIL SHEET 1 | 18 OF 22 |
| DETAIL SHEET 2 | 19 OF 22 |
| DETAIL SHEET 3 | 20 OF 22 |
| DETAIL SHEET 4 | 21 OF 22 |
| DETAIL SHEET 5 | 22 OF 22 |

BFA, INC.
 103 ELM STREET
 WASHINGTON, MISSOURI 63090
 TEL: (636) 239-4751
 FAX: (636) 239-1646
 E-MAIL: mail@bfaeng.com

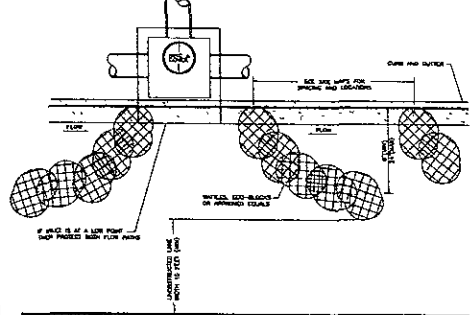
DEVELOPER
 SAM'S WEST INC.
 2001 S.E. 10th STREET, SWDC
 BENTONVILLE, ARKANSAS 72716-0550
 TEL: (479) 273-4000

ALERT TO CONTRACTOR:
 1. THE SITEWORK FOR THE WAL-MART PORTION OF THIS PROJECT SHALL MEET OR EXCEED THE WAL-MART STANDARD SITEWORK SPECIFICATIONS.
 2. ALL NECESSARY INSPECTIONS AND/OR CERTIFICATIONS REQUIRED BY CODES AND/OR UTILITY SERVICE COMPANIES SHALL BE PERFORMED PRIOR TO UNCOVERED BUILDING FOUNDATION AND THE FINAL CONNECTION OF SERVICES.

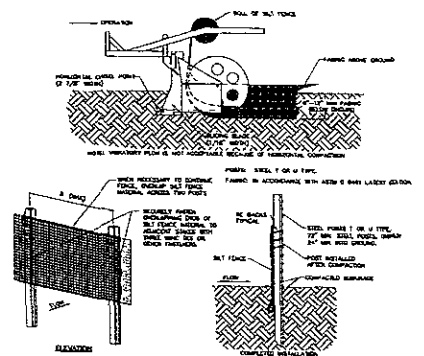
| | |
|----|--|
| 01 | COVER SHEET |
| 02 | TOPOGRAPHIC SURVEY |
| 03 | PHASE I EROSION AND SEDIMENT CONTROL PLAN |
| 04 | PHASE II EROSION AND SEDIMENT CONTROL PLAN |
| 05 | EROSION AND SEDIMENT CONTROL DETAIL SHT. 1 |
| 06 | EROSION AND SEDIMENT CONTROL DETAIL SHT. 2 |
| 07 | EROSION AND SEDIMENT CONTROL DETAIL SHT. 3 |
| 08 | EROSION AND SEDIMENT CONTROL DETAIL SHT. 4 |
| 09 | GRADING PLAN |
| 10 | SITE PLAN |
| 11 | UTILITY PLAN |
| 12 | PAVEMENT PLAN |
| 13 | LANDSCAPING PLAN |
| 14 | SANITARY SEWER PLAN AND PROFILE |
| 15 | SANITARY SEWER PLAN AND PROFILE |
| 16 | STORM SEWER PLAN AND PROFILE SHT. 1 |
| 17 | STORM SEWER PLAN AND PROFILE SHT. 2 |
| 18 | DETAIL SHEET 1 |
| 19 | DETAIL SHEET 2 |
| 20 | DETAIL SHEET 3 |
| 21 | DETAIL SHEET 4 |
| 22 | DETAIL SHEET 5 |



CONSTRUCTION EXIT
NO SCALE
NO-WAVE STANDARD



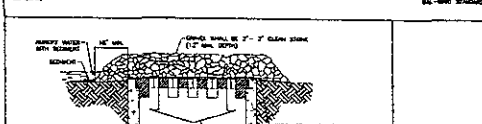
J-HOOK CURB TRAP
NO SCALE
NO-WAVE STANDARD



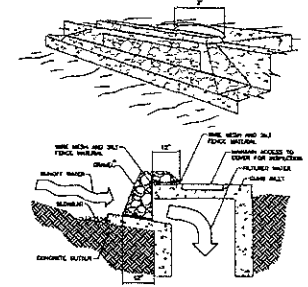
SPECIFICATIONS FOR STATIC SILT FENCE INSTALLATION

1. Silt fence shall be installed in accordance with the specifications herein.
2. Silt fence shall be installed in accordance with the specifications herein.
3. Silt fence shall be installed in accordance with the specifications herein.
4. Silt fence shall be installed in accordance with the specifications herein.
5. Silt fence shall be installed in accordance with the specifications herein.
6. Silt fence shall be installed in accordance with the specifications herein.
7. Silt fence shall be installed in accordance with the specifications herein.
8. Silt fence shall be installed in accordance with the specifications herein.
9. Silt fence shall be installed in accordance with the specifications herein.
10. Silt fence shall be installed in accordance with the specifications herein.
11. Silt fence shall be installed in accordance with the specifications herein.
12. Silt fence shall be installed in accordance with the specifications herein.
13. Silt fence shall be installed in accordance with the specifications herein.
14. Silt fence shall be installed in accordance with the specifications herein.
15. Silt fence shall be installed in accordance with the specifications herein.
16. Silt fence shall be installed in accordance with the specifications herein.
17. Silt fence shall be installed in accordance with the specifications herein.
18. Silt fence shall be installed in accordance with the specifications herein.
19. Silt fence shall be installed in accordance with the specifications herein.
20. Silt fence shall be installed in accordance with the specifications herein.

NON-WIRE BACKED SILT FENCE INSTALLATION



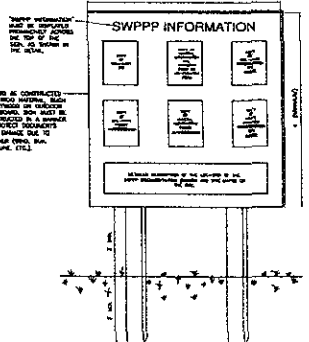
NON-WIRE BACKED SILT FENCE
NO SCALE
NO-WAVE STANDARD



GRAVEL CURB INLET SEDIMENT FILTER
NO SCALE
NO-WAVE STANDARD



GRAVEL AND WIRE MESH INLET SEDIMENT FILTER
NO SCALE
NO-WAVE STANDARD



1. SWPPP INFORMATION SIGN SHALL BE INSTALLED AT THE CONSTRUCTION EXIT AS SHOWN ON THIS PLAN. THE SIGN SHALL BE INSTALLED AT THE CONSTRUCTION EXIT AS SHOWN ON THIS PLAN. THE SIGN SHALL BE INSTALLED AT THE CONSTRUCTION EXIT AS SHOWN ON THIS PLAN.

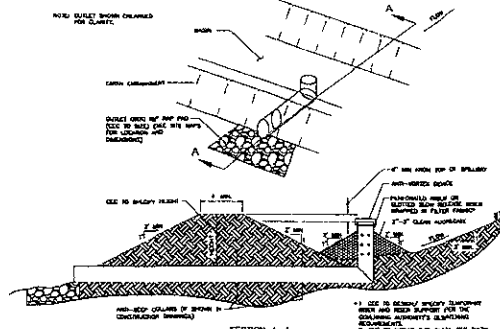
2. SWPPP INFORMATION SIGN SHALL BE INSTALLED AT THE CONSTRUCTION EXIT AS SHOWN ON THIS PLAN. THE SIGN SHALL BE INSTALLED AT THE CONSTRUCTION EXIT AS SHOWN ON THIS PLAN. THE SIGN SHALL BE INSTALLED AT THE CONSTRUCTION EXIT AS SHOWN ON THIS PLAN.

3. SWPPP INFORMATION SIGN SHALL BE INSTALLED AT THE CONSTRUCTION EXIT AS SHOWN ON THIS PLAN. THE SIGN SHALL BE INSTALLED AT THE CONSTRUCTION EXIT AS SHOWN ON THIS PLAN. THE SIGN SHALL BE INSTALLED AT THE CONSTRUCTION EXIT AS SHOWN ON THIS PLAN.

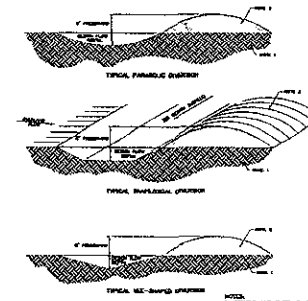
4. SWPPP INFORMATION SIGN SHALL BE INSTALLED AT THE CONSTRUCTION EXIT AS SHOWN ON THIS PLAN. THE SIGN SHALL BE INSTALLED AT THE CONSTRUCTION EXIT AS SHOWN ON THIS PLAN. THE SIGN SHALL BE INSTALLED AT THE CONSTRUCTION EXIT AS SHOWN ON THIS PLAN.

5. SWPPP INFORMATION SIGN SHALL BE INSTALLED AT THE CONSTRUCTION EXIT AS SHOWN ON THIS PLAN. THE SIGN SHALL BE INSTALLED AT THE CONSTRUCTION EXIT AS SHOWN ON THIS PLAN. THE SIGN SHALL BE INSTALLED AT THE CONSTRUCTION EXIT AS SHOWN ON THIS PLAN.

SWPPP INFORMATION SIGN
NO SCALE
NO-WAVE STANDARD



SEDIMENT BASIN WITH PIPE OUTLET
NO SCALE
NO-WAVE STANDARD



DIVERSIONS
NO SCALE
NO-WAVE STANDARD

| NO. | REVISIONS |
|-----|-----------|
| | |
| | |
| | |
| | |

BFA
CONSULTING ENGINEERS

PRELIMINARY DRAWING
FOR REVIEW PURPOSES ONLY
NOT TO BE USED FOR CONSTRUCTION

SAM'S CLUB #6566-09
RAPID CITY, PENNINGTON COUNTY, SD
SAM'S WEST, INC. 2001 SE 10TH STREET.
BENTONVILLE, AR 72716

| NO. | REVISIONS |
|-----|-----------|
| | |
| | |
| | |
| | |