












Proposed Federal Beef Tax Increment District Existing Land Use

Land Use Legend

	Church
	Undeveloped
	Federal Beef
	Retail Business
	Park System
	Golf Course
	Club House
	Greenway
	Residential
	Right-of-Way
	District Boundary

